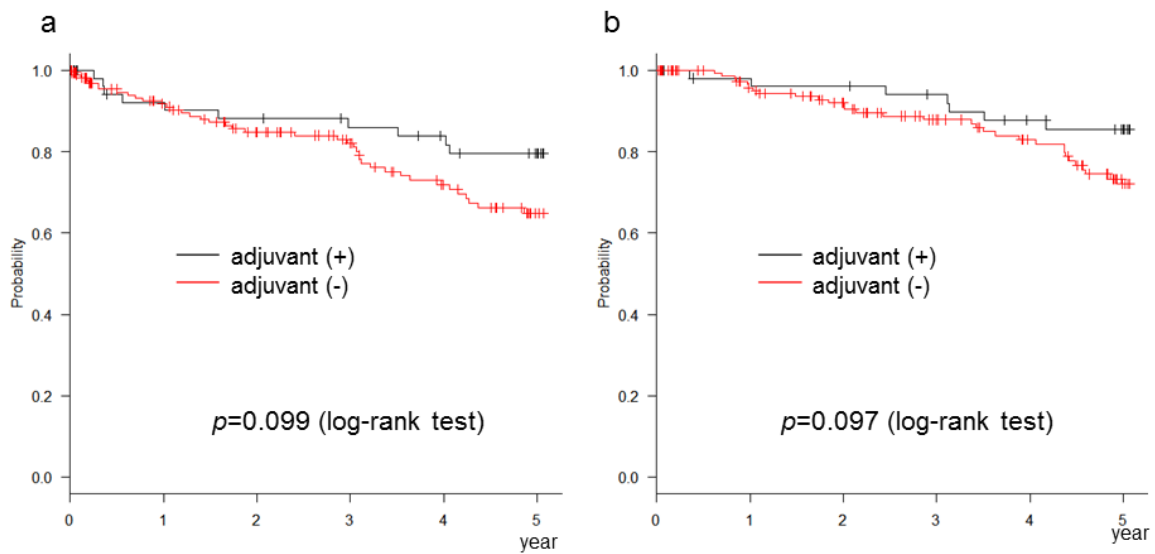


sTable 1. DFS and OS of each risk factor by adjuvant chemotherapy

Factors	Cases	HR	95% CI	p-value
T4	33	0.636	0.218-1.855	0.407
perforation	2	—	—	—
obstruction	19	0.747	0.147-3.802	0.725
penetration	7	0.543	0.044-6.642	0.633
por/sig	5	—	—	—
por/sig/muc	18	0.625	0.063-6.172	0.688
ly+	107	0.624	0.278-1.400	0.252
v+	173	0.658	0.322-1.346	0.252
LN <12	113	0.507	0.208-1.235	0.135
LN <13	125	0.572	0.248-1.315	0.188
PN+	7	—	—	—
R1	23	0.793	0.250-2.511	0.693

Factors	Cases	HR	95% CI	p-value
T4	33	1.002	0.250-4.021	0.998
perforation	2	—	—	—
obstruction	19	0.438	0.072-2.655	0.369
penetration	7	0.712	0.063-8.022	0.783
por/sig	5	—	—	—
por/sig/muc	18	0.584	0.060-5.717	0.644
ly+	107	0.694	0.271-1.779	0.447
v+	173	0.625	0.367-1.458	0.277
LN <12	113	0.608	0.228-1.626	0.322
LN <13	125	0.689	0.277-1.712	0.422
PN+	7	—	—	—
R1	23	0.689	0.164-2.894	0.611

por: poorly differentiated adenocarcinoma, sig: signet ring cell carcinoma, muc: mucinous adenocarcinoma, well: well differentiated adenocarcinoma, mod: moderately differentiated adenocarcinoma, pap: papillary adenocarcinoma. LN: lymph node, PN: Perineural invasion, R: Residual tumor, —: calculation impossible due to the cases.



sFigure 1: Adjuvant chemotherapy did not improve the disease-free survival (a) and the overall survival (b) of patients with stage II disease

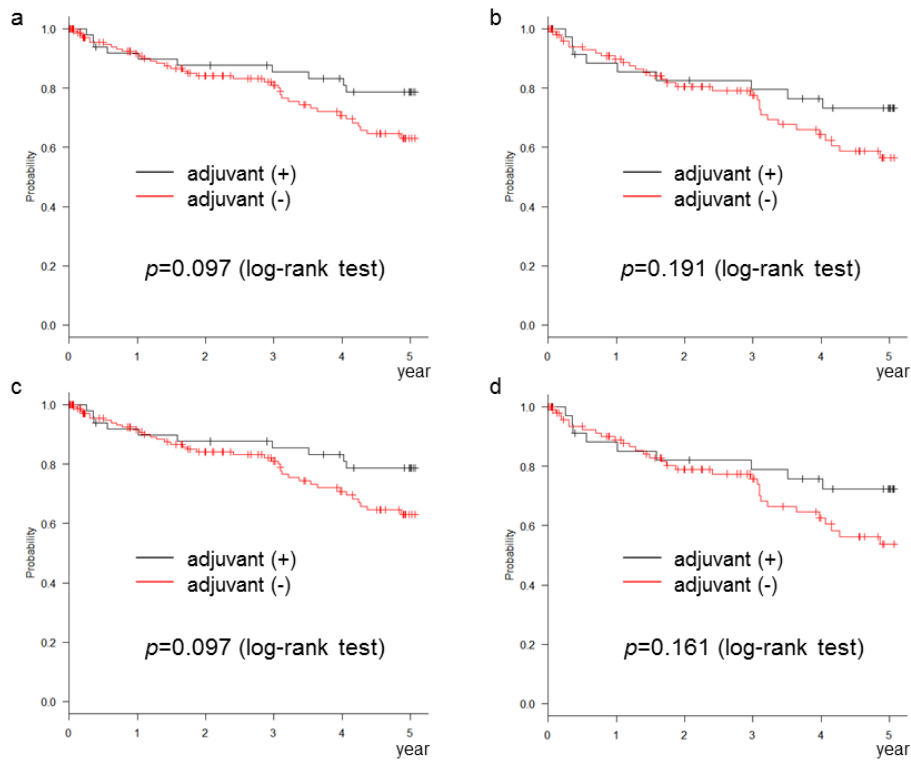


Figure 2: Adjuvant chemotherapy did not improve the disease-free survival of the ordinarily high-risk stage II cases (even 1 risk factor is regarded as a high-risk case). (a) NCCN definition, (b) ASCO definition, (c) ESMO definition, (d) JFMC definition

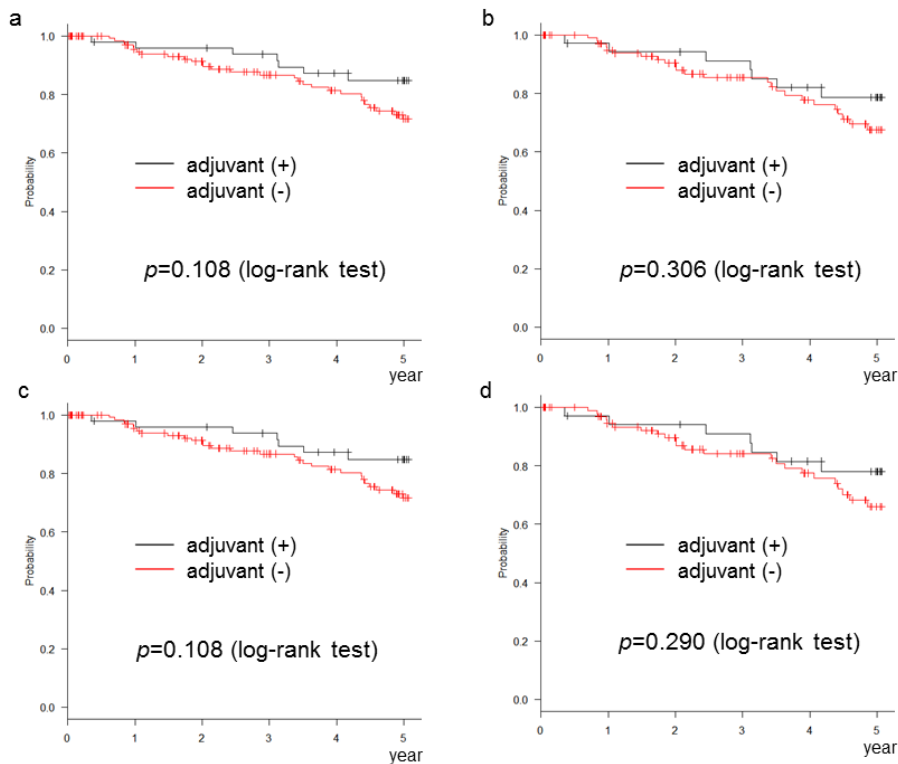


Figure 3: Adjuvant chemotherapy did not improve the overall survival of the ordinarily high-risk stage II cases (even 1 risk factor is regarded as a high-risk case). (a) NCCN definition, (b) ASCO definition, (c) ESMO definition, (d) JFMC definition

Copyright: ©2020 Ishikawa S. This is an open-access article distributed under the terms of the Creative Commons Attribution License, which permits unrestricted use, distribution, and reproduction in any medium, provided the original author and source are credited.