

The dispossessed of Egypt Part II: Beyond the point of fatigue; the export of HCV-4b, mutated diseases and psychological aberrations to the new and old worlds

JH Wassili and Cyril Baradaeus*

The Samaritan Biochemists, 279 Khaled ben Waleid, Seidi Gaber, Alexandria, Egypt

To Menas Daniel and his Comrades, Maspero October 2011

What though the radiance which was once so bright
 Be now for ever taken from my sight,
 Though nothing can bring back the hour
 Of splendour in the grass, of glory in the flower;
 We will grieve not; rather find Strength in what remains behind;
 In the primal sympathy Which having been must ever be;
 In the soothing thoughts that spring Out of human suffering;
 In the faith that looks through death,
 In years that bring the philosophic mind.

Dedication: To Naguib Sawiris, the philanthropist who indisputably registered his resources and social status in favor of the dispossessed.

Abbreviations: **APR:** Acute-phase response; **DBS:** Deep brain stimulation; **2D-IEP:** 2-dimensional immunoelectrophoresis; **2D-EP:** 2-dimensional electrophoresis; **HAV, HBV, and HCV:** Hepatitis A, B, and C virus; **HBP:** *Helicobacter pylori*; **ALT:** Alanine aminotransferase; **AST:** Aspartate aminotransferase; **CHO:** Cholesterol; **Glu:** Glucose; **UA:** Uric acid; **TG:** Triacylglycerol; **ML:** Mitochondrial-lysosomal; **α -FP:** α -fetoprotein; **Alb:** Albumin; **pre-Alb:** Prealbumin; **Hp:** Haptoglobin; **AGP:** α -1-acid glycoprotein; **CRP:** C-reactive proteins; **Fb:** Fibrinogen; **TF:** Transferrin; **At:** α -1-antitrypsin; **CSF, PF, and SF:** Cerebrospinal, peritoneal, and synovial fluid; **HPA:** Hypothalamic pituitary adrenal axis; **TRH:** Thyrotropin releasing hormone; **TSH:** Thyroid stimulating hormone; **ip:** Intraperitoneal; **sc:** Subcutaneous; **ED:** Erectile dysfunction; **SD:** Sexual dysfunction; **NO:** Nitric oxide; **cGMP:** Cyclic guanosine monophosphate; **PDE5:** Phosphodiesterase type 5; **PNES:** Pelvic nerve electrical stimulation

Aim of presentation

As of the mythical tragedy of Abel and Cain's duel, rightly so, many documentaries portrayed pictures of the Nazi atrocities' victims, and the Turkish-engineered genocides of the Armenians. Greeks, Copts and Assyrian were published to point the endless cycles of time and place when forbidding instincts hidden in our dark corners dominated our mental faculties. It is most appropriate to probe this particular issue as a possible; however hypothetical, model tackling all possible causative factors of its incipience is available in Cairo. That is the ghetto of *ul Makkaber* (city of the dead). For the sake of a balanced conclusion, a reference to a similar notorious setting, however with dogmatically

defeated thoughts; *ul Zabbaline* (the rubbish collectors) ghetto was mandatory. Should our conclusion attain a solid finale which may bolster the resolve to maintain a pre-Cain and Abel's integrity of humans, we may proceed to embrace a rather inexpensive mechanism to untie the imminent threat ever posed to disconcert nature's equilibrium.

Concomitantly, organic chemists have to deal with the ramifications of the (I) multinationals' drive to substitute organic sustenance with synthetic chemicals, e.g., SPE, etc., (II) pharmaceuticals' manipulation of the natural resources for the sole purpose of lucrative financial gains, viz., the hurriedly introduced *in-vitro* manipulated GMOs for consumption with the least satisfactory health-data to its safety to consumers and the environment, and (III) the narcissism of military-industry complex to achieve supremacy, e.g., human-computer hybrids as artificial intelligence models, transhumanism, geoengineering, DBS involving purposeful modulation of the nervous system's activity, i.e., neurostimulation via *invasive brain pacemakers*, implanted electrodes into particular zones of the brain in control of body specific organs, to transudate proportional electrical impulses or *non-invasive techniques*, as a priori to *Wi-Fi's* absolute dominance of the herd.

***Correspondence to:** Cyril Baradaeus, The Samaritan Biochemists, 279 Khaled ben Waleid, Seidi Gaber, Alexandria, Egypt, E-mail: bioscience001@yahoo.com

Received: August 29, 2018; **Accepted:** September 23, 2018; **Published:** September 28, 2018

General summary

At a distant time, 8000 y past, according to the dictates of a typical agrarian society, intuitively the Egyptians pioneered the conceptualization of a just-society and the essence of communal sharing. Inevitably equal distribution of the extracted natural wealth and resources guaranteed social tranquillity, gender's equality and justice among its populace. Thus, crimes *à la* Cain and Abel were alien to ancient Egypt. To quench their anxiety and the fear of the “*after-life*”, they delivered the early thoughts of Polytheistic deities which were perfected by Pharaoh Akhenaten to yield the first Monotheistic Omnipotent, Aten. At these ancient times when humans of many tribes, specifically the nomads of the arid Sahara addicted to camel's urine, ate locusts and shared tents with goats, Aten emphasized the inevitability of genders' equality. Nevertheless, in synchrony with the downgrading of femininity; the primary thoughts of Akhenaten were denigrated to offshoots compatible with the aridity of the environment. Thus, magnificent remnants of the Ancient Egyptians' long history of perfected construction of the pyramids, obelisks and mummification could be traced. The monotheistic prototype, Aten, was a peaceful and a loving deity whose main theme interlaced with the loving beauty and tranquility of the agrarian surroundings of the life-giving River Nile. Alas, at the moment Egypt became a crucible of organic, moral maladies and the prime exporter of mutated bacterial and viral diseases. The enigma is; these mutations are synchronized by several factors, namely, failing medical care (assuming there is any), abundant filth, cultural bankruptcy, overpopulation, dogmatic militarism, societal deprivation and characterization, etc. These domineering ingredients fossilized Egypt as of the 1952-coup in an irrevocable national apoptosis of poverty, *viz.*, (Figure 1). Thus, threatening the integrity of other nations by the facile transfer of mutated diseases (I) via frequent and cheap air travels and (II) in mass migration of refugees. Interruption of mutated diseases' migration is subject to mandatory academic elaboration on pollution-induced organic maladies and grievous crimes evoked by

dogmatic cults at the breeding sources, ghettos, and sporadic locations of the homeless in major cities and Upper Egyptian villages. It is our contention; the crippled social justice and imbalanced distribution of wealth among Egyptians are expected to accelerate the rate of bacterial and viral evolution, thus precipitating *de-novo* medical risks as mutated species are resistant to known medical interventions. Threat of mutated pathogens is two-folds: (a) it could labor corrosive plagues to the precariously maintained social fabric of the Middle Eastern countries that is uniquely classifying and characterizing citizens according to their dogmatic affiliation, and (b) assuming a facile migration of *de-novo* pathogens, it is expected to compromise the integrity of the expensively managed medical care system of Western nations.

Ease of intercontinental ferrying of tropical diseases is well documented. For example, troops' marching during World War I is visualized as the causative factor behind the lethal epidemic of 1918; the Spanish influenza. Within a period of 10-months, 22-40 million perished. Death in the USA was ~675,000 while ~22 million became ill; victims were old aged, children and the feeblest. Similarly, HCV was imported into the USA by the American soldiers who served in Vietnam <<http://www.itmonline.org/arts/hepcstrat.htm>>. The ready pompous' vocabulary which precedes military interventions arguing for the establishment of Western flair of democracy in the arid domains of the nomads and/ or obliterating claimed sites of weapons of mass destruction, in spots with hostile climatic conditions, as Afghanistan, Somalia, Iraq, Sudan, Libya, etc., should be curbed. It would be wise if the establishment would groom politicians to consult with basic scientists for elaborate anticipation on the long term undesirable consequences of (I) *Internal* Pharmaceuticals' greed as in GMOs, SPE, food additives, etc., Military-Industry complex as in Trans-Humanism, geoengineering, DBS, etc., and (II) *External* ploys as in massive International Interventions in distant arid milieus' typical of hostile environments. *Visualize* the intellectual approach of Gertrude Bell



Figure 1. Filth (a) and poverty (b) of the dispossessed is in synchrony with the intellectual-handicap which turned the Egyptian Females 8000y ago (c) to current gloom (d) and theologized the abuse of humans' eternal and loyal friend, dog, *viz.*, burning dogs in Cairo streets, as *Najis* animals, versus Ancient Egyptian reverence to and mummification of dogs (f).

and TE Lawrence *vis-à-vis* the expensive failures and pointless human losses post Hiroshima and Nagasaki as in Korea, Vietnam, the *de-novo* Lawrence's *Arab Spring* and the far reaching penalties of failures in Iraq and Afghanistan. The long-term flood of refugees in contract with a range of mutated pathogens and psychological aberrations is unsettling, indeed. The facilitation of cross-border transition of *de novo* genotypes of bacterial and viral diseases into Europe and North America proper with returning army personnel should be the major concern to the *Maitre de Hotel* while narcissistically growling superiority. A vivid example of travel-facilitated migration of pathogens is: in route to Hamilton/ Canada; an African female who landed in Toronto Air Canada 735 became seriously ill as suffered from an unknown illness. After diagnosis and examination at the hospital, MD decided the ailment was not triggered by the Ebola virus? Another example is the *enterohemorrhagic E. coli* (EHEC) bacterial transmission via fecal-oral route, eating undercooked and/or contaminated ground beef, swimming in or drinking contaminated water and eating contaminated vegetables. Most recently, following the recent outbreak of EHEC in Germany, ten Swedes fell brutally ill and many more suffered other effects of the said bacterial infection. In this context, tests showed the municipal water supply of the city Östersund to embrace the same bacteria that precipitated the said outbreak in Germany. *E. coli* O157:H7 can naturally be found in the intestinal contents of some cattle. As ruminants lack a receptor for the toxin produced by said bacteria; it does not affect them as considered commensal. If, as suggested, contaminated vegetables imported from Spain were the vehicle of the *E. coli* outbreak in Germany, the relevant question remains: why causalities of the outbreak in Spain did not match that of Germany <<http://thirteenthmonkey.blogspot.com/2011/06/e-colibioweapon-germany-updated.html>>. Was the *E. coli*, purposely exported/imported by a third-party into Germany, a different strand? Blaming Spanish cucumbers for the outbreak of *E. coli* into Germany proper is rather ridiculous indeed. However, it serves as an acceptable political maneuver to avoid unsettling the populace to the possibility of intentional export/import of *E. coli*. Interestingly, *E. coli* serotype O157:H7 is a *Gram-negative*, rod-shaped bacterium; a close mutant relative, the *Escherichia coli* O104:H4, is a rare *enterohemorrhagic* strain of the bacterium *Escherichia coli* which precipitated the 2011 *Escherichia coli* O104:H4 outbreak.

Furthermore, incidents of (I) individuals contracting meningitis in below 0°C Canadian winter in Alberta, June 27th 2018 death of 23y Lily Mueller of meningitis in Ottawa Canada, to the south of the continent in humid-hot Louisiana and (II) mosquito-transmitted West Nile virus in New York are rather perplexing. However, the ease of pathogens' evolution to accommodate locations with radically different climatic conditions became a critical health-threatening feature. It has also been reported, Swedish Easter eggs may have contained slaughterhouse waste, e.g., gelatin from pigs and crushed insects! Dengue fever is exponentially contracted by Swedes as well. In 2010, 151 cases of the disease were reported by those returning from foreign trips, up from 100 the previous year. Infected individuals were diagnosed of the symptoms on their return, with about half of all cases were picked up from trips to Thailand. Usually, the disease is carried by the mosquito *Aedes aegypti*. Surprisingly, this mosquito originated in Africa; however, it is now habituating tropical and subtropical regions throughout the world. Absolutely, we are not preaching the doomsday, but debating the genesis of health threats to occupants of the Western civilization and possible collective means of erasing these threats at the breeding sites.

This manuscript embodies conclusions of 8-years of intensive research labor in Egypt. We are elaborating on:

(a) the prevalence of antibodies to HCV, HBV, malaria, *HBP*, HIV, and syphilis in serum of the disadvantaged living in substandard ghettos in major Egyptian cities and Upper Egypt,

(b) an animal model and clinical data suggesting immune-rejection mechanisms for the expiry of patients with end-stage cirrhosis,

(c) the 60±10% decrease of plasma proteins in circulation of individuals with late HCV-renal failure, which modestly climaxed 20±5% when said patients subsisted for 1 month while remaining in the sanitary milieu of the hospital on amino acids and a mix of proteins-carbohydrates vegetarian diets enriched with 5% freeze-dried bovine colostrum, acetyl-L-carnitine, stevia in lieu of glucose, and 0.5 g silymarin,

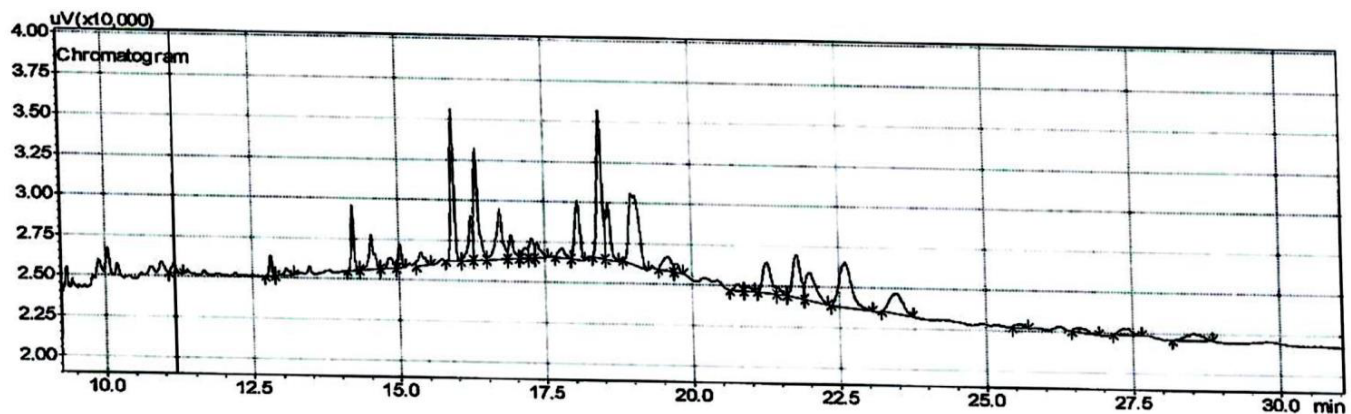
(d) the possible mutation of HCV-4b into a new subtype as 2 patients showed typical end-stage HCV liver cirrhosis whose peritoneal fluid had a parallel spectrum of organic and enzymatic activities to serum of end-stage HCV cirrhosis, nonetheless, one-step rapid assay of HCV antibodies in serum gave faint coloration, and

(e) immediate international management of the poverty-stricken Egyptian populace plagued with HCV-4b. It would be advantageous to all should the international scientific community verify the recently published claims pertaining to 92% total recovery of HCV-4b carriers. Ultimately, according to our data, the development of a viable, noninvasive and economically affordable technique to replace, if possible, HCV-4b patients' serum with a synthetic substitute in lieu of expensive medication, hepatic dialysis and/or technically-forbidding liver transplant.

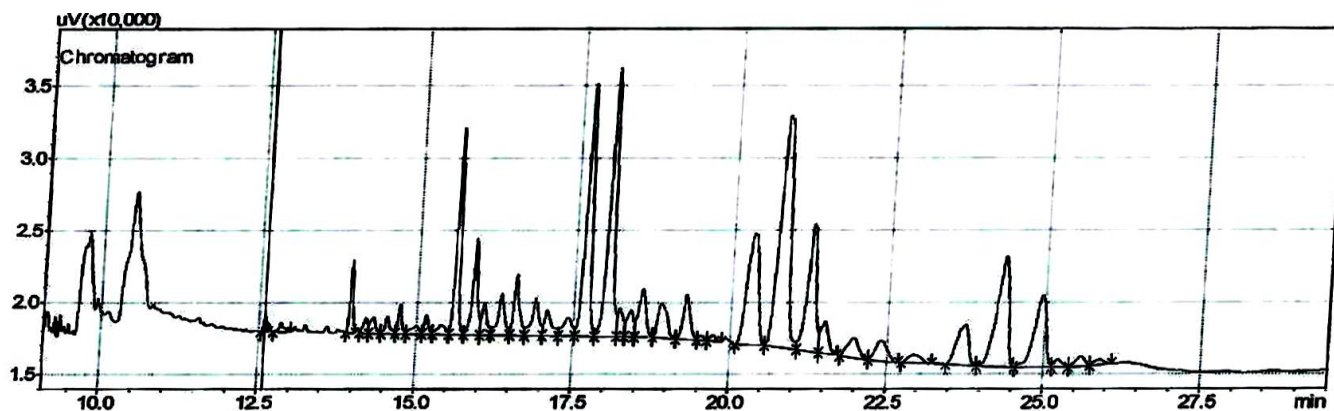
The life-giving river Nile

We found it harmless to commence our toil with basic research on lipophilic toxins embraced within the lipid matrix of available sustenance. Nonetheless, initial scrutiny of data pertaining to GLC scans of triacylglycerol extracts from animals, fish, birds and plants escorted more surprising conclusion detailed below. GLC assays of lipids extracted from skin, abdomen, heart and kidney tissues of animals (rabbit, bovine, hog, lamb, and buffalo), birds (chicken and duck), plants (sunflower, palm, avocado, apricot, camellia, hazel nut, sweet almond, wheat germ and peanut oil and mango butter) and fish (the River Nile's wild cat fish and both cultured sardine and cat fish) were carried out on Rtx-65TC-fused silica column. Results are briefed in GLC scans 1-3 (Figure 2). Most interesting is the River-Nile's wild and/ or sewage cat fish GLC scan 1.

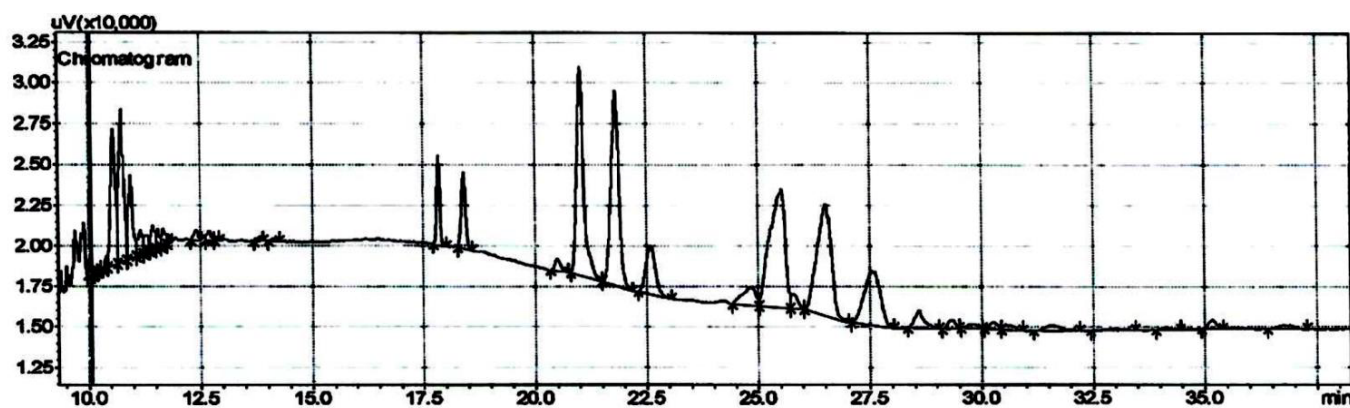
Abdominal lipids' extracts of River-Nile's wild and/ or sewage cat fish GLC scan 1; embraced both TG eluted at same times as sardine's low and high molecular weight TG extracts of animal's cardiac and kidney lipids. Although, wild cat fish is subsisting on the generously available rodents and corpse of animals habitually thrown into the River Nile without the least possible hesitation, its various tissue lipids is expected to carry high molecular weight-saturated animal fatty acids. **BUT NOT NECESSARILY** animals' structural details of saturated-high molecular weight triacylglycerols as these are specifically DNA-driven biosynthesis in proportion to the biological functionality of a given organ. On the other hand, except for wheat germ oil and mango butter, entire fruits' lipid extracts of Canadian origins embraced high molecular weight-saturated TG 42-46 eluted at 25 – 27.5 min. Most surprising is the abundance of high molecular weight-saturated TG of wheat germ, apricot oils and mango butter eluted at 27.5 and 29 min were hardly detectable within lipids' extract of animals and birds' various tissues. In this context, current data suggest: (a) plants, animals and birds have specific spectral fingerprints of TG with characteristic modifications in abundance and elution profile proportional to specificities of molecular



GLC Scan 1: Sewage Cat Fish Abdominal Lipids



GLC Scan 2: Lamb Cardiac Lipids



GLC Scan 3: Peanut Oil Lipids

Figure 2. (1) GLC scan sewage cat fish abdominal lipids; (2) GLC scan lamb cardiac lipids; (3) GLC scan peanut oil lipids

weights and fatty acids' saturation/unsaturation, (b) regardless of species, cardiac and kidney collected lipids showed elevated abundance of saturated-high molecular weight TG vis-à-vis lipids extracted from intestinal adipose tissues, and (c) we are documenting quantitative alterations in the specificities of the elution pattern and abundance of TG fingerprint to the severity and duration of chemically-induced inflammations, e.g., diabetes, hepatic cirrhosis, kidney failure and

combined inflammation into experimental animals' model (data and interpretations will be published in due course).

It is safe to assume within reasonable scientific uncertainty; GLC scans of various tissue lipids may afford an accurate pointer to the evolutionary process as of the River Nile's cat fish to Nilotic humans. Present GLC scans agree with the conclusion: the first tetrapods evolved from their aquatic ancestors, underwent many structural and

functional modifications. Limbs developed from lobe fins presumably to allow terrestrial locomotion, and this involved bone lengthening and a parallel musculature modification. Fish evolved into *amphibia*, amphibians into primates, and primates into man. We documented a similarity of certain high molecular weight saturated TGs of body adipose tissue and abdominal fat of wild catfish with that of lizards and rodents such as rats and rabbits. It is plausible to hypothesize, the evolutionary origins of the Egyptians is the River Nile's cat fish. The origin of the Europeans is Egyptian, viz., recent publication "**Egyptians in all of us**" and Ancient Egyptians in Ancient Ireland, it is safe to assume all shares the same evolutionary origin; namely the Nilotic cat fish.

According to the ground-breaking DNA quest, scientists from Trinity College Dublin and Queen's University Belfast published new findings in the journal, the *Proceedings of the National Academy of Sciences*. They found: the ancient Irish were not only related to the people of southern Europe but that there was an Ancient Egyptian connection too. Remnants of a typical Ancient Egyptian ape (deity Thoth, later to be named Hermes by the Greeks) were found at Tara, the mythical center of Ireland and the seat of the High King. When it was carbon dated it was discovered to be roughly 2,500 years old. Thoth was a moon deity who was said to have brought wisdom and writing to the world. He was often represented and symbolized by a baboon or the North African ape. This is a likely reason for ape bones found at Irish sites? (Figure 3).

Ancient Egyptians journeyed to Ireland as they did Mexico in Papyrus construct Ra boats. The Thor Heyerdahl sail from the west coast of Africa to Barbados in a papyrus reed boat, the *Ra II* expedition of 1970, further confirmed this possibility. In Mexico, the Ancient Egyptians built the "Maya Pyramids" as mummified an African ape in Ireland (Figure 4).

During the course of evolution, with the help of specialized receptors, some animals have evolved a sensory capacity to detect naturally occurring electric fields in the microvolt or even nano-volt range. The electric signals, which transmit information about the environmental topography and the activity of other animals, are processed in specific regions of the brain. When the use of other senses is limited because of

darkness, murky water, etc., animals manipulate this passive electric sense in navigational maneuverings, obstacle avoidance, or prey detection. Functionally wise, some fish were assembled to embody an active electric sense, i.e., with the help of an electric organ, and specific electric fields were generated for communications or for pulsating a stronger electric wave to stun a prey. In humans, evolution of different and more complicated sensory functions may have turned these electric sensory capabilities redundant. Nonetheless, it is tempting to assume this functionality was mutated in favor of the task of specific signals' transduction from the monitoring DNA pool to commence or to terminate a given biological process. Most likely, the specificity of a particular signal designed to trigger a given bio-organic processes, including inflammatory responses and recession to aseptic levels, is proportional and tailored according to the average surface-charge densities of corresponding lipid chips of the target organ. Distribution of surface-charge densities of lipids are drawn according to meticulous arrangements of saturated, mono- and polyunsaturated fatty acids with various chain lengths and configuration on glycerol's backbone. Thus, structural details of accumulated or intracellular lipids of specific organ or locations are the cornerstones to timely accommodate or transude adequate electric charge(s) proportional to a given biological stimulatory processes, that is necessary for the viability of said organ.

Thus, interpretations of mechanisms of evoking and/or terminating hepatic inflammatory injuries leading to necrosis or healing in terms of detailed organic structure of triacyl, diacylglycerols, and free fatty acids of adipose tissues of inflamed organs or contained in serum and other body fluids should be feasible. In this context, GLC spectral details of organic structure and fatty acids' arrangements of triacyl and diacylglycerols of serum and body fluids are expected to mirror cytosolic and membrane lipids of cellular components of a given inflamed organ. *That is, detailed lipid analyses of serum or body lipids could be a viable candidate for monitoring pathological or psychological injuries and their regression on medical intervention.* On the other hand, it is possible to relate organic structural changes of triacyl and diacylglycerols in serum and hepatic tissue lipids of inflamed individuals to the activity of



Figure 3. Thoth, ancient Egyptian god often depicted as an ibis-headed man: A baboon



Figure 4. PRE-INCA/INCA vs. Egyptian

pancreatic phospholipase A2 in terms of rates of lipolysis and buildup of inflammatory mediators, e.g., leukotrienes and prostaglandins, decoding the APR signals, and possible regression upon cessation of provoking stimulants.

Logically, as per our hypothesis of lipids' transduction of APR-signal may be rate-limiting to the organic release of IL-1, IL-6, TNF- α , etc., to evoke an array of defensive mechanisms of APR's factors, it should be possible to imitate these signals by DBS to trigger an APR without the necessity of administering an injurious stimulus. This is to counter a bacterial or viral insult and to abrogate it when necessary *without* administering steroidal or other anti-inflammatory agents. *That is, this thread of thoughts could be extrapolated to propose eventual drug-free deprogramming of inflammatory signals-inducing hepatic APR.* However, in this particular stance a cautionary alert may be appropriate; DBS could be abused, e.g., emulating signals to induce the expiry of targeted individuals, evoking specific strategies of irrational and/or destructive behavior to his/ her milieu, etc. Worse is the concept of Brain-Internet Link (essentially streaming brains' electrical signals live to the internet), viz., <www.technologyreview.com/s/402236/toward-a-braininternet-link> and <<http://www.iflscience.com/%20brain/scientists-connect-human-brain-internet-first-time>> www.iflscience.com/brain/scientists-connect-human-brain-internet-first-time> would allow hacking of the most personal information, control of human's activities including strategies for daily life, sentiments, sexual inclination, fertility and diseases. In this context, downloading of a wide array of viruses to muddle brain's DNA arrangements would prompt possible development of suspicious anti-viruses to protect against possibilities of hacking consumers' physical and psychological faculties? It would be very few individuals in control of the brainless herd!

For the sake of preservation of species, the supposedly flawless evolutionary process is believed to have attained the ultimate, i.e., yielding a perfect model as the end product, man/ woman. In healthy males, sperms are assembled and released at males' whims regardless of individuals' age while females are born with a specific number of ova, released once per month. It is medically established that the biological integrity of a stored ova deteriorates as females advance in age with the concomitant risk of delivering genetically deformed infants. A closer scrutiny of current fragility of males' reproductive machinery due to long-term exposure to environmental toxins, pesticides, mycotoxins, etc., is indicative that males' sex faculty has reached its optimal evolution and is declining. As every new life is a mutation of the previous, unless it is a perfect clone, it is feasible to suggest, *vis-à-vis* the impending neutralization of males' sperms, scientifically it is feasible to assume female gender may be in a long-term evolution to the immaculate ideal of releasing a female/ male ovum whenever mating is necessary *versus* menstrual cycle to ovulate a predetermined number of ova. Thus, it saves energy expenditure required to rebuild the endometrium at every fertility cycle and minimizes the vulnerability of the ova's chromatin to problems of division and breakage. Assuming the possibility of this eventually, fetuses and infants of older mothers would have lesser probabilities of chromosomal abnormalities. This hypothetical female in active evolution increases the possibility of (I) continuation of our species with greater chances of survival and/or adaptation to the current unfavorable intoxication of the environment, (II) amelioration of the current imbalanced gender of newly born babies and (III) possible intra-species DNA cloning and synthesis of genetically modified males may remedy the current dilemma of toxin-induced males' impotence and/ or settle novel pathways for conservation of species.

Nature's evolutionary leaps into consorting humans' organic and psychological domains to geographical milieus advanced according to a strict DNA-like mapping with a rate-limiting to the laws of

thermodynamics of maximal efficiency with minimal expenditure of energy. This is to elevate or to demote, with the lowest possible entropy of activation ΔS , a populace of a given location. Thus, characteristics of a population in terms of cultural achievements, mechanisms of extraction of wealth from nature and ethics of distribution of extracted wealth among occupants of a location *à la* tailored or natural laws are naturally engraved into masses' particular genome. These particulars are embracing the entirety of their cultural information. According to the same chain of thoughts, nature may be engraved in as many independent DNA compartments as of many early tribes inhabited different continental locations. Albeit current ease of transportation allowed intracontinental seepage of individuals with militant dogmatism, DNA characteristics of these individuals remain recessed, nonetheless ready to manifest characteristic aberrations at the opportune circumstance. That is, the nature-DNA engraving of individuals of a given tribe remains the rate-limiting step of their collective behavior, regardless of temporal changes such as sudden wealth or communal decline, as in poverty-induced cultural decadence. Long-term intracontinental cohabitation of isolated clusters of potentially different tribes may blunt the edge of the advanced one. It is safe to assume, anticipated, Quixotic self-protection (Figure 5) from the melancholic perception of outsiders' assaults together with resentment of their inferiority may impel few members of the less fortunate tribe to enclave themselves into narcissistic Freudian cocoons of the sayings of distant ancestors, concomitantly metamorphosing into $\chi\rho\upsilon\sigma\alpha\lambda\lambda\iota\varsigma$ pupa of irrational violence. Although education and round-the-table dialogue would not modify societal-DNA differences, it may temper and dilute the impact of intracontinental seepage of refugees *vis-à-vis* expensive and destructive distant wars. The ancient poetry below manifests the early respect of the Egyptian civilization to individuals begotten according to the Lord's measures:

There is no member of my body which is not the member of a god . . . Tho' protecteth my body altogether, and I am Ra day by day. I shall not be dragged back by my arms, and none shall lay violent hold upon my hands. And shall do me hurt neither men, nor gods, nor the Spirit-souls, nor the dead, nor any man, nor any pat-spirit, nor any rekhit-spirit, nor any hememet-spirit. The Egyptian Book of the Dead: (Figure 5).

Typical of a Middle-Eastern male-oriented society, in daily intensive labor, according to the strict sayings of the elders, females are absolutely abused. Considering inept males' fear of female's



Figure 5. The mentality of the contemporary Egyptians is interwoven within contradicting themes of sorcery and witchcraft which would ultimately precipitate their *Quixotic demise*.

sexuality, females are savagely circumcised by filthy barber doctors and as of menstrual cycle they are the subject of cruelty, incest mating, forced abortion and assisted delivery by unqualified maids in utterly unhygienic domestic and/ or general hospitals' milieu using insanitary tools. Thus, dispossessed Egyptian females became more prone to contract HCV and a wide range of infectious tropical maladies. In an Upper Egyptian village, (I) females accounted for $\approx 38\%$ incidence of HCV together with $\approx 95\%$ positive malaria and α -FP in serum and 4 isolated cases of females with syphilis-like bacteria, and (II) one adult female tested positive for syphilis-like bacteria in serum had 25% of her offspring with $\approx 50\%$ atrophied brain. Alarming, ≈ 11 and 5.6% of females aged 4-10 y tested positive for HCV and HBV in serum respectively. In another location, 11.5% and 1.3% of adult males tested positive for HCV and HBV, of which 56% and 6% tested positive for the same antibodies in their seminal fluid respectively. Similarly, among 44% of HCV-pregnant females, 25% tested positive for HCV in colostrum. Nonetheless, all tested negative for HIV 1+2 and syphilis.

While tackling this pivotal factor, the words of a Canadian General Sir Arthur William Currie "*Thorough preparation must lead to success, Neglecting Nothing*" were resonating with our drive. Yet, in a blameless scientific morality we opted to publish all pertinent observations. This is to draw the reader's attention to the substantiality of the unforeseen societal rhythm of the currently dogma-impetuous Egyptian populace as an indispensable element to the cycle of exporting second generation viral and microbial mutants together with aberrational dogmatism.

While introducing the dilemma of the dispossessed Egyptians to the attention of the scientific community, concomitantly we are pursuing a possible multidisciplinary exchange of scholarly thoughts of scientists of different disciplines and psychiatrists to help articulating possible mechanisms to (a) medically manage the deteriorating health of the Egyptian homeless, ultimately terminating the evolution of viral, bacterial and psychological insults to second-generation-mutants and (b) sanitize their mental domains and reboot their psychological milieu to an elevated standards of mental rationality and ethical behaviorism. The latest absurdity was that of the newly appointed minister of health. In hospitals, she decreed on the daily-reciting of the following oath whose finale is a blunt radical bias: "I swear by Almighty God to observe God in my profession, and to preserve human life in all of its roles, in all circumstances and giving my best in saving [human life] from doom, disease, pain, anxiety, save their dignity, [would be] more concealing to the nakedness of their secret, and always channels God's mercy. [I] would give medical care to the near and the far, for the devout and the sinner, to friends and foes. [I] will always be attentive to the relevance of science to the benefit of human [but] not to harm them. [I] will respect those who taught me and [would] coach those younger than me. I shall be a brother to every colleague in the medical profession while cooperating on righteousness and piety. And to have my life true in faith in secret and [to the] public, as pure of [wrongs] which dishonor God, His Prophet and the believers. God is my witness", and (c) to distill **novel ethical values and refined education** into the 3rd generation of homeless youth.

To start with, general terms as *just society, sanitary conditions, health care*, etc., are alien to contemporary Egyptians and, in particular, to dwellers of Upper Egypt. In Cairo, populated during the day by ~ 30 million, ≥ 3 million dispossessed are partly occupying the said two major ghettos, *ul Makkaber* and *ul Zabbaline*, others are cohabiting sporadic enclaves within the city. All are barely living far below the medically accepted norm, assuming there is any. The *de novo* subtypes of bacterial and viral diseases bred in this milieu could be transported within walking distances to the cancerously congested downtown

Cairo, Alexandria, and other major European and North American locations at few hours' flying distance by cheap air travels.

In Western societies, the term *homeless* usually denotes elderly males and very few females. However, in Egypt with long traditions of an ancient civilization characterized by a healthy family bond and absolute respect specifically when it comes to women and children, a great proportion of the current Egyptian homeless are women, 5-12y children and lost-animals. It became a customary scene to encounter a supplicating homeless female, accompanied by 3-4 children, for meals, *viz.*, Figure 6A. According to the circumstance, in lieu of children, handicapped males would gladly accompany females in their daily supplications of provisions, *viz.*, Figure 6B.

By comparison, at 1370 y past, the thread of an Ancient Egyptian lyric lamenting a deceased child, Thothrekh, the son of the high priest Petosiris is indicative of the attention and love given to the children at that distant time:

Who hears my speech, his heart will grieve for it, For I am a small child snatched by force,

Abridged in years as an innocent one, Snatched quickly as a little one,

Like a man carried off by sleep. I was a youngster of /// years

When taken to the city of eternity, To the abode of the perfect souls;

I therefore reached the Lord of Gods, Without having had my share.

I was rich in friends,

All the men of my town, Not one of them could protect me!

All the town's people, men and women, Lamented very greatly,

Because they saw what happened to me, For they esteemed me much.

All my friends mourned for me, Father and Mother implored Death;

My brothers, they were head-on-knee, Since I reached this land of deprivation.

At the moment, both genders of Egyptian children are kidnapped, sexually assaulted, and murdered [1]. According to recent incidents and reports; tourism of oil-rich nomads is blamed for pedophilic sex-assault [2]. The Middle Eastern fabric soaked in violence and unripe ethics almost mitigated the impact of frequent pedophilic's and stoned street gangs' assault targeting < 7 y dispossessed Egyptian females and males respectively, *viz.*, *Al Gomhuria daily paper, March 1, 2009* (Figures 7 and 8). One of the long term very many consequences is the abundance of illegitimately born and mismanaged children [3]. According to this endless do-loop: considering poor services at all levels, if any at all, e.g., the dearth of intensive educational, medical and psychological recuperation, these infants will inherit and quantitatively experience the same cycle of abundant societal rejection associated with characterization and violence, unless sad as it is post-delivery wild stray dogs or cats may interrupt their sequence of misery [4]. On the long run, this societal dilemma would not be confined to Egypt as with the advent of a parallel Sharia low judicial system, absolutely this deplorable anomaly will thrive in many European cities, specifically **turbaned** London, **burqa-ed** Marseille and **Eiffel tower's court prayer!** Paris. It is already metastasizing in a tiny Mexican city, Chiapas.

Worse is, one of the morbid yields of the many by-products of the miscalculated adventures of the hardly educated 1952-coup officers, is the exponential fermentation of clusters congested with psychologically abused homeless children. They were not only the silent target of sexual abuse, mutilation and murder but were also dogmatically reared as worriers. On maturity, they are well enclaved within all levels of the



Figure 6. The crown of Sadat's nation of belief in Allah and science: the art of persuasiveness to implore by-passers for a donation became a grim trade. Viz., dispossessed families occupying sidewalks and streets are pleading for daily food; absurdly note the 2 L carbonated-drink bottle and the young female leader of the pack is enjoying a rollup (A) and taking advantage of his physical mutilation, a male is displaying his substantial handicap in support to female's petition for sustenance (B).

tinest fabric of Egypt as individuals saturated with psychological **aberrations**- and narcissism-induced hate to their modest but characterized status. Innately, poverty, deprivation, conflicting interest, and apparent apathy induced this abhorrent dilemma to proliferate into the sporadic enclaves of the disfranchised and laypersons of large Egyptian cities and Upper Egypt. Accordingly, grisly crimes were executed within many localities. They grew in number and strength to prescribe the 2012 political agenda. Albeit, their chieftain was deposed by the Cultural Revolution of the Egyptian ladies; 2013, their overseas dormant enclaves were activated to ovulate their favorite *Maspero-like* crimes. Most recent wave of crimes in Europe supports our thesis of the facile exportation of Cairo's *model of psychological aggression, October 2011 Maspero to corresponding clusters established overseas whose sole subsistence is the European well-fair social net*. Past years incidents in Europe, Russia and the USA confirmed beyond doubt the successful worldwide exportation of the notion of moving cars as a weapon to mow several individuals: (I) Spain; local police confirmed white vehicle ran into a crowd of people in Las Ramblas killing 13 individuals, (II) 2016 France; Nice, Bou Helel drove a 19 ton cargo truck into French crowd harvesting the lives of 86 individuals, (III) France 2017; man rammed his car into a police vehicle; Valence, Lyon, 2014 Dijon; a man ran over 11 pedestrians and the second day the same scene was played out in Nantes, (IV) UK 2017; London bridge attack killed 8 people and Westminster bridge attack harvested the lives of 4 pedestrians and a police officer, Berlin 2016; a truck plowed into a Christmas market killing 12 and Quebec Canada 2014; a Canadian soldier was killed and a layman was injured in a car attack. As sad as it is, we are tempted to assume *the blood of Menas Daniel and his comrades; Maspero 2011 is claiming justice from the de novo 2009-2017 Lawrence of the Arab Spring, his associates and their children.*

Philosophy of approach: Within this murky and intricate societal mosaic of militaristic dogmatism, rampant corruptions, intolerance, characterization-induced aggression, ruin of morals, failing medical health, etc., it is rather impossible to elaborate a proportional specificity of the environmental, medical and societal factors that are contributing to the evisceration of the basic fabric of the nation; Egypt.

Medically: We are documenting, the homeless children are in a long term contract with an array of ailments, e.g., asthma, chronic bronchitis, HBV, HCV and cancer. We observed (I) many infants born

with advanced hepatoma expired as of the 7th day of delivery and (II) sexual abuse of female children by elderly peers and/or immediate relatives. Observed pedophilia, necrophilia and zoophilia parallel the most perverted societal edicts boasted by the revered elders who are ceaselessly tackling the illiterate- devotees' pivotal axis; sex and violence. Taking advantage of the nomadic psyche, this primitivism was a gauged trigger by the *de-novo Lawrence of Arabia*. His \$-soaked elders *Halal*-ed the most melancholic edicts. In effect the dogma-inflamed freedom fighters are permitted the abnormality of Jihad-mating with immediate relatives, say father, mother, brother and/ or a sister; in case suitable females were scarce.

It is safe to assume, the current societal-medical dilemma in Egypt is in symphony with the conclusion of Donohoe, associating environmental degradation and social injustice with the declining health of tormented communities [5]. Global warming induced-arid climatic conditions, exaggerated overpopulation, staggering pollution of the life-giving River Nile, unsustainable agricultural and ill fishing practices, indiscriminate addiction to drugs, ill-distribution of wealth, rise of the corrupt corporations, dogmatic militarization of the illiterates and the homeless, organized bias did ultimately precipitate the current societal havoc. The principal by-product of these societal torments is the intolerance, flagrant abuse of human rights, overcrowding, famine, species loss, acute and chronic medical diseases. This unpredictable internal chaotic situation prophesied internal Malthusian anarchy and exported many disasters to many Western cities [6]. The irony is the 2011 homeless, happily congregated in mass in Tahrir Square, Cairo, Alexandria, and other cities, became the recipients of free blankets, daily hot meals amazingly served with bagels and French Baguettes, become the major stirring factor behind the social turmoil climaxed by the departure of a notoriously corrupt regime. *To sum it, the homeless by-product of the 1952 coup managed to dismantle the last officer in the 60 y long suffocating dictatorial hold on the daily life in Egypt.*

Therefore, it is deemed essential to scan the prevalence of tropical and inflammatory threats among the occupants of *ul Makkaber, ul Zabbaline* ghettos and other sporadic locations. Diagnosis of HBP, HCV, HBV, malaria, syphilis, HIV, etc., were carried out, as well. In current reporting; assays of the hepatic insufficiency in terms of biosynthesis and release of APR proteins into circulation were prompted to monitor the burden of **environmental intoxications** post subsisting on rubbish-

ندوة تؤكد: مصر في حاجة لتشريع جديد لمواجهة ظاهرة الاتجار بالبشر



مشكلة أطفال الشوارع في حاجة إلى تشريع جديد

الدكتورة سهير عبد المنعم: هناك في مصر ما يشبه ظاهرة الرق.. وتزويج الفتيات من أثرياء عرب أهم مظاهر المشكلة

من جانبه قال اللواء محمد عاصم مراد - مساعد وزير الداخلية للأمن الاجتماعي - إن الجريمة الرقبة للأيد، وهي الميسر الحديث قامت مصر بالتوقيع على عدة اتفاقيات وتطبق حالياً قانون ١٠ لسنة ٦١ في مكافحة الدعارة والذي يتضمن معظم مواد خصوص القوانين والتشريعات على الفجور والمساعدة عليه، مؤكداً إلى أنه لا يوجد في مصر حالياً قانون لمواجهة تجارة الأعضاء البشرية لكن يطبق عليها أحد بنود قانون العقوبات، وقال أنه يجب تجميع هذه القوانين بالتشريعات التي أن مصر لا يمثل الاتجار بالبشر فيها ظاهرة وإنما يجب أن يتم إصدار تشريعات لمواجهة مستقبلاً. وقالت خديجة حسن - أمين عام المجلس القومي للمرأة - إنها كانت تعتقد أنه لا يوجد في مصر مثل هذه المشكلة ولكن بعد البحث ومرور الوقت ظهرت شراهد تتطلب إصدار تشريعات جديدة.

مطالب خبيراً أمن واجتماع مساء أمس - الاثنين - ضرورة إيجاد تشريع لمواجهة جريمة الاتجار بالبشر. وقالت الدكتورة سهير عبد المنعم التي أوضحت ورقة الندوة التي عقدت تحت عنوان «مواجهة الاتجار بالبشر في ضوء المعايير الدولية»، والتي عقدت بالمركز القومي للبحوث الاجتماعية والجنائية أمس، إن هناك واقع في مصر يشبه إلى حد كبير الرق وتجارة البشر ومنها تزويج الفتيات دون أن تستطیع الرقوض مقابل أن يأخذ أهلها أموالاً من الزوج وأيضا تزويج الفتيات المصريات من الأثرياء عرب للحصول على المال، وكذلك قيام الأيوين بمسرات، تسمح لهم بتسليم أبنائهم لأخرين نظير مال أو دولة وهو ما يظهر في قضية علم المنزل، وأشارت سهير عبد المنعم إلى أن مصر أصبحت دولة تحت المراقبة في قضية التجارة بالبشر بسبب مثل هذه المراسلات.

من جانبه أكد السفير أحمد أبو الخير - مستشار وزير التضامن الاجتماعي - أن الظاهرة في مصر ترجع بالأساس إلى ظروف اجتماعية كالتشكك الأسري وتزويج الفتيات من الأثرياء عرب، وأولاد الشوارع الذين انتشروا في المجتمع مطالباً بضرورة إجراء دراسات ميدانية واقعية للتعرف أكثر على هذه المشكلة.

أحمد القاصود

Figure 7. Homeless children, a commodity for slave trading and the preying-marriages of young females to rich Arabs

دجال المرج يعالج ضحاياه بالفياجرا والحبوب المخدرة

السحر وإطلاق أبخرة تحوي بعض المواد ذات التأثير على الحالة النفسية أثناء جلسات الدجل، كما أنه يدس الحبوب المخدرة لضحاياه من النساء، في مشروب غريب يوهمنه بأنه أول خطوة لتحقيق المراد، وعند ضقدانهم الوعي يعتدي عليهم جنسياً، ثم تقنين الإجراءات، وهاجمت قوة يشرف عليها اللواء سامي سيدهم، نائب مدير الإدارة العامة لمباحث القاهرة، وكر المتهم والتي قبض عليه أثناء ممارسته نشاطه مع سيدة ٤٥ سنة، قررت أنها حضرت بناء على نصيحة من جاريتها، لعمل حجاب لزوجها الذي هجرها ويرغب في الزواج عليها من أخرى، وعثر بحوزة المتهم على كمية من الفصح والأبخرة وأحجية وأقلام ملونة و٢٥ قرص فياجرا وبعض المراهم والحبوب المخدرة.

مناقشة المتهم اعترف أمام اللواء أمين عز الدين، مدير مباحث القاهرة، بأنه استغل لون بشرته السمراء، وادعى أنه عاش في ادغال أفريقيا، واكتسب بعض الكرامات للاتصال بالعالم الآخر، فتقرر إحالته إلى النيابة التي تولت التحقيق.

كتب، عمر حساتين وهاتى رفعت، أوهم عاطل في المرج ضحاياه بقدرته على علاج الأمراض المزمنة، وإنهاء مشاكل العنوسة وقراءة الطالع وإعادة الأشياء المفقودة، استخدم حبوباً مخدرة في السيطرة عليهم، واستعمل منشطات جنسية في الاعتداء على النساء، ألقى مباحث الأحداث القبض عليه، وأمر اللواء إسماعيل الشاعر، مساعد أول الوزير لتطاع أمن القاهرة، بإحالته إلى النيابة التي استخدمت إلى أقوال ضحية كانت بصحبته وتولت التحقيق.

قبل سنوات استقر عاطل ٤٨ سنة، في مسكن بشارع الترة السلطوية في المرج، أوهم المسيطيين به بأنه يمتلك كرامات خاصة تمكنه من الاتصال بالعالم الآخر وإنهاء مشاكلهم، ذاع صيته وترددت عليه العوائس والمرضى وأصحاب الأموال المفقودة، المصادر السرية أرشدت العميد إسماعيل طه، مدير إدارة رعاية الأحداث بنشاطه، وأكدت التحريات التي أشرف عليها اللواء فاروق لاشين، مدير الإدارة العامة لمباحث العاصمة صحة المعلومات، ودلت أن المتهم يستخدم كتب



المتهم بالدجل

Figure 8. A barber doctor arrested prescribing sildenafil and narcotics to victims

scavenged diets, inhaling polluted air, drinking foul water, etc., by the dispossessed. Toxin-induced anomaly of their psychological realm was elaborated on in detail in Part I [7].

As observed, we are hypothesizing long term contract with (A): *Schistosoma mansoni*, and permeation of an array of toxins, e.g., lead, aluminum, hexavalent chromium, mercury, polychlorinated biphenyls, and lipophilic toxins, e.g., organophosphorus compounds, aflatoxin B1, DDT, and carbamate pesticides [8,9] into homeless cellular domains, as in a typical inflammatory response would initially

induce an orthodox sharp hepatic APR. However, did not regress to healthy levels on the account of multiple induction of an array of other injuries. In other words, persistent inflammatory response of fatigued hepatocytes would turn initial APR into a muted long-term release of APR proteins. Current M.Ds. are portraying prolonged inflammation as the pivotal factor prompting cardiac maladies. Thus, hastening the expiry of the dispossessed at a relatively young age, 42-47y, and (B) bacterial, viral and toxins by the homeless may injure the DNA characterization to potentiate serious biologically inheritable familial DNA aberrations.

In a location, ~38% of destitute adult females tested positive for HCV-4b, a hepatotropic RNA virus that often evades effective immune recognition and has a propensity to persist in the majority of infected individuals. Eventually, individuals with long term cohabitation of HCV-4b would develop hepatocellular carcinoma [10]. Nonetheless, a dervish, Major General Ibrahim Abdul Atti, absurdly claimed $\geq 95\%$ non-invasive healing HIV and HCV-4b individuals with his invention that is a C-FAST device with a protruding antenna which follows HCV-4b patients as they walk around. Ridiculously, Abdul Atti claimed absolute elimination of circulatory and nuclear hepatic conjugation HCV-4b virus with no chance of recurrence no matter if patients subsisted on a sandwich of HCV-4 kebab. <nature.com / house of wisdom March 3, 2014>.

According to our field survey, the origin of the HCV epidemic in Egypt is a composite of several factors:

- I. Applying needles among multitude of patients in private and general hospitals, sharing needles amongst drug-addicts and use of contaminated surgical tools by barber-doctors and filthy midwives performing in-house call operations, e.g., male circumcision, female mutilation, assisting delivery, miscarriage, illegitimate abortions and hospital-acquired infections precipitated by frequent use of syringes and immune-deficient patients with renal failure on long-term hemodialysis [11,12],
- II. The 1960s bombastic call of, the 1952-coup ignoramus officers, for intravenous schistosomiasis was void of the minimal of conventional safety measures, e.g., to avail plenty of syringes, is the prime factor behind the precipitation of the current disaster, HCV4-b in Egypt, and
- III. According to Table 1 and Figures 9 and 10, the published statistical distribution of HCV among Egyptians suggests major cities such as Alexandria and Cairo have the least, 5.9% and 8.2% counts, respectively, of the ~22% national occurrences. It is our contention; the Nile delta has the highest prevalence, ~28.4% because of ease of contraction with *Schistosoma mansoni*; proximity to the River Nile? However, our detailed assays verified higher proportions of HCV4b-carriers in *ul Makkaber* and *ul Zabbaline* ghettos and sporadic enclaves of homeless in Cairo, Alexandria, and Upper Egyptian villages. Most unsettling is our finding; 10-15% of HCV-4b positive $\leq 10y$ children were born to either parent or both with HCV-4b RNA in circulation. In general, anti-HCV IgM and PCR-positive mothers are more likely to communicate HCV to their newly born infants. Furthermore, needle sharing by addicts, ~8.5% of the population, is a major contributing factor to the prevalence of HCV-4b among disfranchised Egyptian youth [13].

In this context, Egypt's National Council for Fighting and Treating Addiction reported that ~439,000 children are regular drug users and ~12.2% of students are dependent on drugs. Among youth, 9% are addict to bango (cannabis), 3% prefer hashish, and 0.21% favor heroin or other chemical drugs. Although bango is the drug of choice, cocaine, heroin, methamphetamine, and ecstasy are readily available in local markets for the affluent. Low-priced of locally composed synthetic simulants' mix of unknown ingredients' quality and toxicity are available for the proletariat!!! This may rationalize the high proportion of Gaza population bordering Egypt, tested HCV-4b positive. Logically, we ought to stress; Gaza is barely a 2-hour drive to the mecca of science:

the Weizmann Institute of Science, Rehovot, Israel. This is an ideal layout to tackle an array of possible procedures to ease the burden of HCV-4b on said populace. Unfortunately, the political fabric of the strip is soaked into abundant theories of conspiracies and dogmatic-melancholic absurdities that would turn any Good Samaritan drive to medically relieve individuals in long term contact with HCV-4b into both a dogmatic futility and a political waste of time. This situation creates a unique actuality of a country whose borders are hostage to a lethally camouflaged medical threat that is communicable with daily waves of migrant workers. This is an obvious negation to military might. Machine guns and the best trained army personnel would fail to monitor contractions with HCV-4b?

We are also reporting electrophoretic data authenticating substantial (60±10%) depression of total serum proteins of end stage HCV patients ravished with renal failure relative to aseptic controls. In this context, kinetics and mechanisms of biosynthesis and release of APR proteins induced by multi-inflammatory stimuli, e.g., environmental intoxications, hepatic injuries, psychological lesions developed in an animal model, etc., did proceed according to a multi-inflammatory syndrome; Part II [14].

Table 1. Statistical distribution of HCV among Egyptian major cities and regions

Location	Prevalence	Population	No. infected
Alexandria	5.9	4668870	2,75,463
Cairo	8.2	1,52,26,140	12,48,543
Lower Egypt	28.4	3,33,90,476	94,82,895
Middle Egypt	26.5	1,82,23,122	48,29,127
Upper Egypt	19.4	88,26,429	17,12,327
TOTALS	21.8	8,03,35,036	1,75,48,356

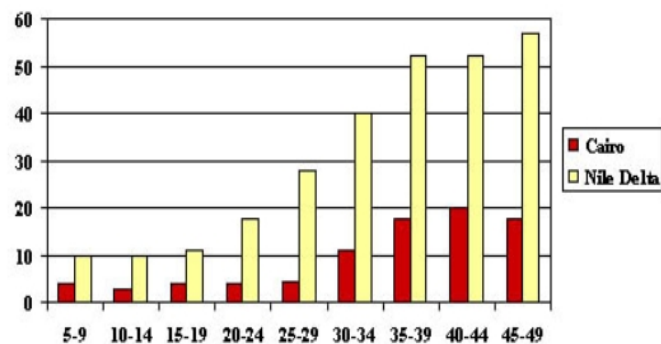


Figure 9. http://www.hepegypt.org/hep_in_egypt/hep.htm

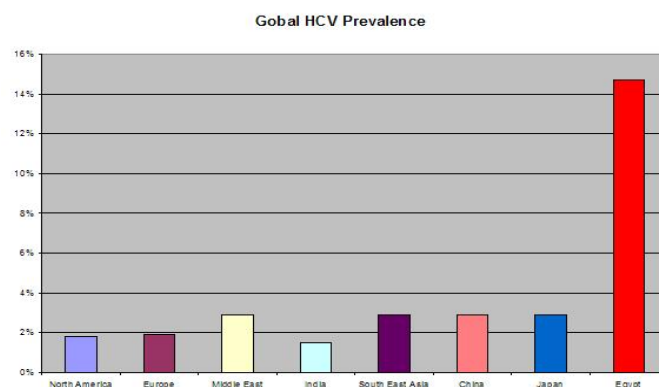


Figure 10. <http://www2.hawaii.edu/~dewolf/Epidemic.html>

Results and discussion

In a homeless Upper Egyptian ghetto, 12.4 and 1.8% of the 5–25y male population tested positive for HCV and HBV respectively. Approximately 65% mature males' carriers of HCV4-b tested positive to HCV antibodies in semen (Table 2). Similarly, 25% tested positive for HBV in circulation showed to carry HBV antibodies in semen (Table 2). Alarmingly, 40% of postpartum women tested positive for HCV, of which 50% tested positive for HCV antibodies in colostrum (Table 2). In another location, 2.1% and 23% males and 6.3% and 38% females of the same age, ≥ 20 -60y, tested positive for HBV and HCV infection respectively (Table 3). This is in a sharp contrast to the documented prevalence of HCV and HBV in the Korean population, 1% and 5%, respectively [15]. NH_4^+ in the serum of HCV and HBV Egyptian individuals fell within the healthy range symptomatic of an early stage of hepatic insufficiency, while proportions of Glu, CHO, and TG seriously fell below those of healthy Canadians (Table 3). This phenomenon could be the sequel of deprivation of healthy nutrients together with acquired range of maladies, e.g., HCV, HBV and tropical diseases which are expected to induce unorthodox hepatic APR. Concomitantly, we observed:

- I. Spectrum of 2D-IEP of HCV- or HBV-positive serum against antihuman serum proteins prepared in rabbits, revealed $25 \pm 10\%$ reduction in TP relative to healthy Canadian controls,
- II. 2D-IEP of HCV-positive serum against its antibodies developed in rabbits, showed minor immune-precipitates in the β -region, totaling 5-7% of total proteins, and
- III. 2D-IEP of serum collected post-routine of kidney dialysis of early HCV-renal failure patients displayed unorthodox APR spectrum of plasma proteins. That is, 10-20% reduced Alb and pre-Alb and marginal elevation of AGP, Fb, TF, α -At, Hp, and CRP precipitates. By contrast, at end-stage HCV-renal insufficiency, 2D-IEP revealed a substantial $76 \pm 9\%$ decrease of Alb and pre-Alb. This is suggestive of metabolically fatigued hepatocytes whose pathways are dominated by catabolism of hepatic intracellular and serum proteins to provide the intracellular hepatic compartment with essential carbohydrates and amino acids' monomers. This is primarily to maintain the hepatic routine; biosynthesis and release of defensive APR modules, as viable as possible, Table 4.

Interestingly, 2D-IEP of HCV-renal failure patients' serum showed obvious deformation of albumin's immuno-precipitate area in terms of electrophoretic mobility, height and width of the peak. Most likely, this is indicative of (I) partially biosynthesized fragments and/ or (II) metabolites of albumin with different chemical structures and molecular weights proportional to the severity of the chronic hepatic inflammation, or both, (I) and (II). Therefore, a combination of perpetual hepatic infection-induced by an etiological factor, e.g., HCV in diabetics, individuals incubating *Schistosoma mansoni*, etc., is an epitome of inducing hepatocellular carcinoma [16]. Recent national reporting highlighted, $\sim 14\%$ of Egyptians are diabetic and $\sim 12\%$ are en route to full manifestation of the disease [17]. Therefore, as expected, 90% males and 80% females were found positive for α -FP antibodies in circulation, nonetheless 92 - 95% HCV male/ female carriers of age > 20 - 60 y tested positive for α -FP in serum, Tables 2-3.

As mentioned above, a preliminary trial to provide a better quality of life to end-stage HCV patients with renal failure was carried out. Selected individuals with comprehensive serum diagnostics were kept for a period of a month within a sanitary milieu of a specially arranged intensive care ward and allowed to subsist on an aseptically prepared

vegetarian diet; composed of partially hydrolyzed vegetable proteins, essential amino acids, carbohydrates and additionally supplemented with 5% freeze-dried bovines' colostrum, 0.5 g silymarin, acetyl-L-carnitine and stevia. At the end of the trial, $\sim 60\%$ of these individuals regained a rather limited physical maneuverability; together with 2D-EP, their serum proteins manifested a modest elevation of $20 \pm 5\%$ in the percentages of various APR serum proteins. Thus, a controlled diet enriched with natural supplements has modestly decreased the metabolic load on HCV-4b fatigued hepatocytes. That is allowing partial restoration of the hepatic faculty pertaining to the biosynthesis and export of plasma proteins into circulation. That is, with the limited financial resources of the dispossessed Egyptians, calculated manipulation of diet is a viable and less stressful alternative to (i) the expensive combination of pegylated interferon α -2b and ribavirin, designed mainly to address HCV-1 and 2, not necessarily HCV-4b, and (ii) invasive liver transplant.

Without exception, CSF, SF, PF, male semen fluid, and colostrum of HCV-positive females, cross-reacted with anti-human plasma proteins yielding qualitatively similar spectra of APR, however with different area and shapes of immune-precipitates. Furthermore, our preliminary trials confirmed an indiscriminate cross-reaction of antibodies to colostrum and semen proteins prepared in rabbits, with male and female serum proteins displaying qualitative mirror-imaged 2D-immuno-precipitates to those developed using human anti-serum proteins. That is, the bio-organic ingredients of semen, synovial, and colostrum fluid embraced a partially similar protein/glycoprotein molecular core; with approximate similarity of terminal determinants to those of filtered serum ingredients into the corresponding organ. Thus, theoretically testing positive for HCV antibodies in CSF, SF, and colostrum fluids collected from HCV patients is inevitable. Nonetheless, this observation does not dispense with the release and biosynthesis of functionally specific proteins within these locations in humans. Although this particular thesis is not the focus of our quest, that is, tackling possibilities of efficient medical management of the dispossessed Egyptians, it is a subject of our intensive research. To top it, on the account of cohabitation with field animals (cows, donkeys, dogs, rodents, etc.), $\sim 15\%$ and 7% of HCV-positive male population of this particular site with renal failure showed positive cohabitation of HDV and HGV respectively in circulation, Table 2. Additionally, 4 of 27 male individuals tested positive for HCV showed circulatory cohabitation of HBV.

Pesticides in females' colostrum: Without exception, all samples of collected colostrum contained lipophilic intoxicants carried into human and animals' cellular domains by triacylglycerol carcinogenic vehicles. Halogenated chemicals, notably neurotoxic polychlorinated biphenyls, carcinogens as DDT, polybrominated diphenyl ethers, hexachlorobenzene, and surprisingly, 2,3,7,8-tetrachlorodibenzo-*p*-dioxin were positively traced in all samples of colostrum. Assayed colostrum samples embraced ≥ 7 -9-fold the Canadian allowed limits of these toxins in human or animal body fluids. The rationale for this excessive level of lipophilic toxins in colostrum: is women of these agricultural communities are abusing the utilization of imported in-bulk chemicals, which are repackaged/sold to locals without labels detailing information pertaining to ingredients, limits of applications, toxicity, date of expiry, etc. Worse is that; the lack of collective measures to collect and recycle containers with residual chemicals scattered into open fields or the River Nile and/ or using them to carry home prepared drinks is adding to the problem of accumulated toxins into body fluids of tested individuals, particularly females and their newly born babies.

Table 2. Serum, sperm and colostrum samples analyses

Patient (Sample #)	HCV	HBV	HBP	Malaria	α-FP	TTV	HGV
Males Serum (217)	27	4	192	197	196	4	2
Semen of HCV (17)	11						
Semen of HBV (4)		1					
Female Serum (32)	6	-ve	26	25	25		
Pregnant females (10)	4	-ve	8	8	9		
Colostrum of HCV Females (4)	2						

Table 3. % contraction of tested pathogens in serum

	M Tested			F Tested		
	(>20-60y, 1')	(>10-20y, 0.37')	(<10y, 0.45')	(>20-60y, 1')	(>10-20y, 0.57')	(<10y, 1.14')
HBP	44	50.4	30	88	72	61
HCV	23	0	0	38	16.7	11
HBV	2.1	14.4	5	6.3	1.6	5.6
α-FP	92	73	81	95	83	88
Malaria	90	91	96	95	91	92
Glu*	-30±7	-35±6	-25±10	-27±4	-28±5	-34±7
CHO*	-19±4	-24±5	-35±8	-17±4	-23±6	-31±4
TG*	-23±8	-28±6	-31±7	-15±2	-21±4	-32±6

*Entries are percentages of decrease of Glu, CHO and TG relative to same age group of healthy Canadian individuals. Normalized proportions considering (>20-60y)=1; total M/F=0.69; M=male; F=female

Table 4. Percent changes in plasma proteins of (a) HCV-renal failure patients and (b) animal immune rejection model in serum and peritoneal fluid relative to healthy individuals

Body fluid	TP	Alb	Ag	Pre-Alb	Hp	CRP	Fb	Tf	At	CHO	Glu	ALT	AST	UA	Urea
Human serum	-60	-67	-25	-85	-27	-27	-8	-51	-11	-15	-9	+3	+5	+3	+6
Human PF	-64	-69	-34	ND	-35	-41	-12	-43	-23	-21	-12	-2	-5	-5	-1
Human serumVD	-48	-52	-12	-80	-22	-24	-5	-41	-7	-18	-11	+4	+6	-5	-3
Rabbits serum	-42	-53	-21	ND	-15	-21	-5	-15	-9	+5	-4	+15	+67	+12	+18
Rabbits PF	-50	-59	-19	ND	-20	-20	-17	-23	-10	+2	-8	+25	+35	+9	+2

Entries are the average of 4 determinations for body fluids of 56 end-stage HCV patients coupled with renal failure necessitating kidney dialysis and the average of 5 determinations of 12 animals undergoing hepatic rejection. Human serumVD denotes human serum of end-stage HCV and renal failure patients subsisted on vegetarian diets. Uncertainty in above values ranged between ±6-17% in immunoelectrophoretic and ±2-5% in wet chemistry data. N.D. not detectable

Thus, lipid vehicles are the primary transporters of lipophilic toxins into children from the moment of their incipience to the breast-feeding age. Worse are the consequences of the social imperative impelling children to accompany their parents to hard work in the fields as of tender age. This habitual ritual is eventually leading to the exponential accumulation of lipophilic toxins within childrens' adipose tissues. Considering 1 – 5 y old children consume ≥3 times more food per body weight than average adults do, besides precipitating other major side effects, intracellular accumulation of pesticides are suspected to propagate malignancy into children's rapidly dividing cells. In this context, uncontrolled applications of herbicides and pesticides are the causative factors of the staggering incidences of malignancies in general and sexual impotence in adult Egyptian males in particular. As documented in wildlife [18], the uninterrupted routine of the Egyptians to subsist on massively intoxicated daily ingredients and to inhale polluted air has engraved the expected side effects on Egyptian males in terms of testicular dysgenesis and disrupted sertoli cell function. Thus, precipitating impaired germ cell differentiation yielding (I) reduced semen quality and feminization and (II) carcinoma *in situ*. An early warning of the ominous intoxication-induced irreversible depletion of species was circulated in 1994. Scientists warned of toxin-induced disruption of the normal endocrine function of wild life as in feminization of fish [www.independent.co.uk; www.ncbi.nlm.nih.gov]. According to our field-finding tours, in fish farms in Egypt, we found science-illiterate owners to excessively apply female contraceptives in fish aquaculture to improve the weight yield of fish and profitability?

Children with physical disabilities and atrophied brains: Moreover, an unspoken outcome of this muddle of overwhelming

environmental filth, chronic intoxication and the axis of acute illetracy-militant dogmatism is the ~20-fold higher proportions of the Egyptian newly born infants with mental insufficiency and physical handicaps *vis-à-vis* Canadian counterparts. We opted to briefly consider this trend. The finale of our inquest was the scrutiny of 151 medical reports (which is rather a *very modest* sample *vis-à-vis* the Egyptian populace; ~105 million) of a given location plagued with ≥12% mental and physical impairment of 5 – 12 y children. Data of said medical reports pointed to several unsettling factors, indeed:

1- Frequent in-house accidents together with inadequately educated MDs, rather *acutely ignoramus MDs*, unskilled laboratory personnel void of talent, knowledge of the precise protocols of laboratory diagnostics and calculated follow-up on the statistical significance of these urgent cases, and carelessness of supporting staff, by all means do not promote the least confidence into the so-called medical community of these locations to competently manage these life-threatening situations,

2- Medical sloppiness of MDs, as of the poor linguistic reporting of cases, the erroneous observation of symptoms, lack of viable recommendation of relevant chemistry-diagnosis and prescription of drugs therefrom, was *glaring indeed*. In one of the hospitals in Northern Cairo, we found 4 glass test tubes half full of heat desiccated-dark brown blood residues. Worse is the mishandling of pregnant mothers while delivering babies and subjecting newly born infants to excessive anesthesia during minor operations [3,19]. In depth scrutiny of the medical reporting on the handicapped children suggested meningococally-induced meningitis as the possible causative factor

behind $\geq 35\%$ cases of the mentally handicapped statistics. Headache and neck stiffness associated with fever, confusion or altered consciousness, vomiting, and photophobia or phonophobia of the newly born infants, as well as nonspecific symptoms such as irritability and drowsiness including rash, were reported as well, however with the least elaboration on the significance of these observations. As expected these reporting were void of any relevant supposition, the imperative necessity to urgent diagnosis of body fluids and precautionary medication. Regrettably, this is not an isolated event as in general both private and general hospitals are plagued with inept MD and paediatricians.

3- To top it all, social workers fail to report and deal with the high proportion of mental and physical handicap of infants of first-degree relative/cousin marriages; **consanguinity**. Considering the outcome of genetic defects due to ≥ 200 years of communal inbreeding within the Amish congregation [20], it is a mathematical extrapolation to conclude the enormity of the genetic mental and physical defects to $\geq 3,000$ years of consanguinity marriages in Egypt. The difference here is the Westernized Amish recognized their burden and allowed the *National Human Genome Research Institute USA* to tackle this issue *vis-à-vis* the Middle Eastern infantile denial of placing their ailments to advances in medical managements [21-23]. Unfortunately, the mentality of lay Egyptians is captivated by lengthy sermons of the virtues of obedience to the **All Knowing à la Jacob in his legendary tribulation**. Thus, the familial stress of inheriting the ancestral dilemma of the mental and physical handicap is managed by religious sedation *in lieu* of tailoring societal habits according to medical advances.

In this context, chronic societal dilemmas emanating from the ramification of male impotence and mental incapacitation of children require intensive medical-psychological managements/ rehabilitation. This is to ultimately uproot the current plague of the ruinous predicaments of militaristic dogmatism. Nonetheless, considering: (i) the intellectually dry Egyptian society that is soaked with the futilities, (i) of kafirs versus believers, (ii) coercing females to wear hijab to circumvent the consequences of sudden release of males' sexual hormones into circulation? and (iii) poverty of the dispossessed, would doom this expensive medical-psychological scrutiny; to failure. The outcome is a further precipitation of marital discordance, the collapse of the family unit concomitantly with males' subliming their fear of female sexuality to surface as pitiless, dogmatic narcissism and radicalism. Thus, female mutilation to conveniently tame females to males' absolute obedience and sexual urges. An example of ethics-deficient society that is soaked in backward taboos is the heinous crime of a father, Muhammad Abdel Salam, who on the account of societal labeling and disgrace, strangled his homosexual son and the murder of George Fathy in Alexandria for similar reasoning [19].

Rubbish dumps scattered within large cities are well-situated sources of lethal pollution. For example, free radicals embodied within the matrix of plastic bags manufactured from a prematurely terminated polymerization process are readily extractable in rubbish-containing organic solvents. These extracts of free radicals may (a) directly penetrate skin of handlers and/or (b) trickle into soil and underground water to saturate various vegetation, basic nutrients, fish's and animals' adipose tissues. As a measure of international protection of the environment, different nations, **except for Egypt**, report yearly consumption of carbamate insecticides to the concerned UN offices, in 100 kg (*viz.*, Table 3 of UN periodical [24]).

Incidence of malaria: Malaria has been a major disease for thousands of years ever since Hippocrates recognized its worldwide prevalence throughout the tropics and subtropics. Without exception,

all patients tested positive for malaria antibodies showed positive α -FP in circulation. The plausible rationale is, infected mosquitoes introduce uninucleate sporozoites into the human host, which rapidly invade hepatic parenchymal cells, resulting in jaundice and slight decrease in serum's Alb together with elevated liver AST and ALT [25]. This supports our contention of malaria's pathology; that is, sporozoites-induced hepatic inflammation leads to necrosis and regeneration upon regression of the inflammatory response. Typical of hepatic APR, after successful treatment of jaundiced malaria patients, the profile of serum proteins returns to normal within few weeks, indicative of hemolytic transient impairment rather than permanent damage [26]. Thus, it is safe to assume malaria hepatopathy necessitates the release of acute-phase α -FP to restore normal hepatic function.

Incidence of HBP and syphilis: Although the serum of a 12y virgin and 3 adult females tested positive for IgG and IgM antibodies to *Treponema pallidum*, the causative agent of syphilis, the subjects remained asymptomatic. Cultured vaginal swabs of these cases did not reveal any indication of a new bacterial strain infection expected to release proteins with determinants similar to those of *T. pallidum*. In this milieu, bejel (spirochete *Treponema pallidum*) and other syphilis-like diseases such as yaws (*T. pertenue*) and pinta (*Treponema carateum*), all free-living and anaerobic bacteria, are closely related. Another related microorganism, *Treponema microdentium*, inhabits the mouth of humans as normal flora. These diseases are not necessarily transmitted through sexual contact, but often by direct contact among individuals living under the filthy environmental conditions of the Middle Eastern milieu. All tested negative for HIV 1+2 and syphilis. One female with positive syphilis-like bacteria in serum had 4 children, 2 males with mental handicap, most likely due to the long lineage of preferred cousin marriages; one healthy 5y female; and the 4th was a 7-month-old daughter, whose CAT scan confirmed $\sim 50\%$ brain's atrophy. This 7-month-old baby does not entertain ordinary physical functions; for example, she fails to recognize hunger, pain, cold, heat or taste of saltiness and sugary food, etc. It is safe to assume that the filthy milieu allowed this syphilis-like bacterium and/or others to subsist on the newly formed zygote post the early hours of mating, i.e., fertilization. In this instance, bacteria most likely chewed cells responsible for the buildup of the brain mass, thus inflecting the observed mental incapacitation. It is equally plausible that an infected prostate could precipitate the same side effects. In general, more than 95% of adults and children of this location tested positive for malaria and α -FP in serum. Additionally, $>80\%$ stool samples of >5 -60y females of this location tested positive for *Enterobius (Oxyuris) vermicularis*, known to possibly infect the fallopian tube, yielding inflammation, tubal obstruction, and females' infertility [27].

HBP antibody in serum of dwellers of filthy ghettos: According to the astounding filth of these locations, it is not surprising:

- (I) $\sim 90\%$ of females of this group tested positive for HBP in feces,
- (II) Due to chronic colonization of HBP of $\leq 10y$ children's gastric mucosa, they weighed 35-40% less than the average Canadian counterparts. Albeit incessantly inflamed hepatocytes displayed $10 \pm 2\%$ depression of total biosynthesized serum proteins relative to healthy Canadian controls, 2D-IEP of this group's plasma revealed a 1.4 ± 0.2 -fold increase in the relative concentrations of Fb, Hg, CRP, and AGP. The most unusual case was a 23y female whose ≈ 60 -fold increase in plasma Fb regressed to control levels within 120 hours, indicative of chronic inflammation, possibly an acute but a transient event?

The currently accepted perception is that gastritis is a symptom of *HBP*'s proliferation into gastric mucosa, i.e., inflammation-induced biosynthesis of APR proteins. *HBP*-induced APR, together with preexisting high blood pressure and elevated concentrations of cholesterol, glucose and long-chain-saturated lipids in serum is assumed to be a contributing factor [28,29] to the high proportion of children's early death by myocardial infarction in these ghettos.

It could be contemplated; incubation of *HBP* into humans' gastric mucosa, provoked myocardial infarction and eventual death, is:

(I) a necessity within the natural mechanism of events pertaining to the cycle of life that is pivotal to provide the earth with necessary nutrients for plantation. This is a microscale distant event of the past, where, during the course of evolution, large animals such as dinosaurs were the prey to much smaller ones. Currently, the integrity of the bionetwork may necessitate mammalian casualty by bacterial infection and/ or oxidative stress and aging leading to expiry. Interestingly, expiry is triggered by the ancient evolutionary inclusion of bacterial mitochondria in human cell. Evolution is a thermodynamic equilibration set to adjust organisms to encompassing environmental changes. Primarily, it is weaved to attain the supposedly immaculate animal (human). During the course of evolution clones were tailored either to a (A) a well calculated-flawless mechanism or (B) a sequence of clones whose fittest survived further DNA rearrangements impelled to suit environmental essentials. The beauty of the physical organic chemistry's rationalisation to mechanistic pathways of evolution is the inevitability of settlement of mitochondria, of bacterial origins, in animal cellular cytoplasm. For the purpose of species preservation, mitochondria, **shall we call it the death factor**, within animals' cytoplasm pioneered oxidative events leading to expiry? This is to evade perpetual life and overcrowding for the purpose of availing areas of proportionate cohabitations. Thus, secure adequate equilibrium between animal (human) labour to extract earthly wealth and natural resources. With some certainty, we may hypothesize the inevitability of equal distribution of extracted wealth among the **toiling labor** is the rate-limiting step in the scheme of evolutionary events, viz., Sigmund Freud's Civilization and its Discontent. Said nature's elaborate scheme of events was conceived to proportionally suffice the given earthly populace at the time? This judicious design was savagely disturbed by the greed of the multinational, environmental intoxication, over population and staggering crowding. Although, the **Maitre d'hotel** boasted the phenomenon of intoxication is a **Chinese plot to curb his economic growth**, most recently when hardly educated on the threat of intoxication, he called for all to wipe his mess. In his typical narcissism and self-adoration, he bombastically suggested all except for him ought to contribute to the purification of the sorrow state of polluted oceans! Shall we consider (A) the irreversible intoxication of his Mississippi and fresh waterways, say the Des Moines river where nitrates levels passed the maximum allowed levels which turned the fish unsafe to eat, (B) the Boston harbor is one of the most polluted in the USA as accumulated more than 300 years of metropolitan waste disposal, (C) the 210000 gallons of crude oil spill in South Dakota, 843444 gallons crude oil spill Marshall Michigan, 513618 gallons oil spill Chico Texas, 824400 gallons spill Levell and Texas, 420378 gallons spill Logan Colorado, (D) intoxication-promoted disturbed endocrine function leading to the excessive overweight's population of the USA, (E) the thirty million homeless in the USA, etc.?

(II) a well-balanced evolutionary process that is rearing mechanism(s) of the do-loop of life; birth associated with oxidative stress leading

to aging, dimness of immunity and termination of life. It is safe to assume; different geographical locations will reflect diverse mitochondrial DNA specificities. Thus, mechanisms of oxidative stress and resilience *versus* depletion of immunity would differ from one climatic extreme of an African tribe to the other extreme of the Siberian and Eskimos' populations and the nomadic dwellers of arid environment, i.e., prompting a range of different mechanisms of aging and expiry. In this context, *HBP* could be the bacterial initiating catalyst to the expiry of life. That is, detection of APR proteins in circulation is not necessarily the causative factor or the rate-limiting step to, cardiac maladies but, rather a post event hepatic APR to cardiac and other injuries.

In this particular case of the homeless dwellers of these notorious ghettos; it is plausible *HBP* may not be the sole factor inducing hepatic APR in individuals with cardiac and other maladies. Psychological stress emanating from isolation, labelling and fear of societal rejection could also be among the very many factors, as in various ailments and intoxications, contributing to the observed elevation of APR proteins [30-42]. In conclusion, the homeless of these staggeringly filthy ghettos became the appropriate culture media for a wide range of viral/ bacterial entities to breed. Thus, it is alluring to assume that long-term infectious contacts and irresponsible addiction to antibiotics would most likely induce bacterial/ viral mutations as well as potentiate adaptive viral/ bacterial lateral gene transfer into hosts' DNA. That is intramolecular reorganization of the recipient's gene. Should lateral transfer of bacterial/ viral regenerative genetic material into hosts' DNA materialize, it is likely to induce exponential regenerative activity in recipient's site of mutated DNA, i.e., malignancy. This theoretical scheme of events, together with environmental intoxication, may rationalize our observation of high proportions of 3rd-generation homeless children in contract with a broad span of malignancies.

Autoimmune rejection of end-stage cirrhotic liver together with other organs: Clinical data and autoimmune-induced rejection of the liver in an animal model support our conceptualization of immune rejection of cirrhotic liver and possibly other organs, leading to the expiry of patients. 2D-IEP of i.p. aspirated exudates from late-stage HCV patients (a) showed a mirror-image spectrum of plasma proteins to those of serum proteins and (b) embraced CHO, TG, Glu, urea, UA acid, AST, and ALT. This phenomenon suggests end-stage inflammation-induced increased porosity of the circulatory system, thus facilitated the filtration of serum proteins and other factors into the peritoneum. Nonetheless, positive testing of AST and ALT in the peritoneal exudates could possibly be accounted for by assuming the disintegration of the hepatic tissue, emancipating its cellular contents, including ML enzymes, in the peritoneal cavity. Hepatic ML hydrolases would degrade hepatic and other organs' tissue. Thus, biosynthesis and release of antibodies to disintegrated hepatic and other organs' tissues are an inevitability that ultimately would lead to multi-immune rejection of the liver together with other organs, that is, the hastened expiry of patients.

We deemed it essential to develop an animal model to validate our hypothesis pertaining to the biosynthesis of antibodies to cirrhotic liver as the promoting factor to hepatic apoptosis prior to expiry of end-stage HCV patients. Aseptic male rabbits were *sc*-inoculated with healthy rabbit-liver (0.1g ml⁻¹) homogenate in Freund's adjuvant. Within 2 weeks post inoculation, 4 rabbits showed signs of accumulation of peritoneal exudation. 2D-IEP and chemistry of collected PF showed the same protein pattern, together with parallel proportions of CHO, Glu, TG, urea, UA, AST, and ALT to those of the inoculated rabbit's serum.

Similar ratios of serum proteins were traced in the urine and CSF of experimental rabbits (Table 4). Although PC-model calculation of charges' distribution on and molecular volume of cholesterol, glucose, triglycerides, urea, and uric acid molecules differed substantially, the efficiency of the release of the said factors in ascetic fluid was similar. This is indicative of the release of these factors into animals' exudate *via* the disintegration of fatigued hepatocytes *rather than* inflammatory or enzymatic-mediated filtration into the peritoneum. Histological examination of hepatic tissue indicated apoptosis, macrovascular fatty changes, and massive hepatic necrosis. Furthermore, concomitant discharge of hepatic lytic ML-hydrolases into the rabbits' peritoneum is expected to subject the liver and other organs to cellular disintegration. Thus, auto-degradation and/ or apoptosis of end-stage HCV hepatic and other organs tissues would turn the peritoneal cavity into a reservoir accommodating the refuse and debris of bursting organs and their various metabolites. This eventually leads to the biosynthesis of antibodies to hepatic and other organs' tissue, thus baptizing organs' rejection. Therefore, immune rejection of cirrhotic liver mass and, possibly other organs is an acceptable postulate to the finale of end-stage HCV patients.

At this stage, obviously, the close to or below healthy levels of ALT and AST in the serum and the PF of end-stage HCV patients do not imply healing; rather, an observation indicative of the substantially low mass of bursting viable hepatic tissue, and/ or the metabolically fatigued liver is biosynthesizing inactive ALT and AST precursors; that is, the enzymatic-core protein is void of specific molecular arrangements characterizing the corresponding enzymatic activity. Therefore, it is most beneficial to medically manage HCV patients with or without renal failure prior to the exudation of body fluids into the peritoneal cavity. This is to (a) evade problems emancipated with the perpetual drainage of the exudate fluids of patients and (b) impede mechanisms, if possible at all, of immune rejection of liver mass and other organs leading to their expiry, *viz.*, Figure 11.

Controlled dieting enriched with natural supplements has decreased the metabolic load on patients' fatigued hepatocytes; which may have allowed partial, however modest restoration of the hepatic faculty pertaining to the biosynthesis and export of plasma proteins into circulation. Furthermore, it is safe to propose: in lieu of hepatic dialysis, a natural diet together with periodical aspiration of HCV-4b patients' serum in favor of supplementing circulation with equal volume of synthetic analog would likely afford the HCV-4b Egyptian dispossessed with improved quality life. Economically, our procedure is more plausible to the homeless stricken with chronic hepatic ailments and burdened with crushing poverty; to afford their daily bread.

To expand on this possibility, our preliminary trials were effected on (6; 1 kg±100 gm) healthy rabbits. Daily blood withdrawal (10 ml) at 8 am and separation of plasma were carried out under aseptic conditions. Blood cells were re-suspended in a 6 ml solution of our preparation of organic/inorganic constituents similar to L-15 media. Aseptically prepared blood-cell suspension (10 ml) were i.v. introduced 30 minutes later into same rabbit. During experiments, drinking water was supplemented with the same prepared L-15 organic/inorganic mixture (5g l⁻¹). 2D-IEP on the 10th day of collected rabbits' serum showed to embrace 85%-93% serum proteins with proportional immunoprecipitates areas *à la* aseptic individuals. Moreover, visual microscopic examination of histological preparations of the 10th day experimental hepatic tissue documented neither lesions nor necrosis of hepatic cellular constituents. At any point of the experiment, concentrations of hepatic intracellular acid-hydrolases were not elevated, as well. This

is indicative of stress-free mechanisms of biosynthesis and release of serum proteins without detectable catabolism or obvious derangement to hepatic intracellular topography. Further experimentations are **absolutely necessary** to inquire into the (I) efficiency of HCV-4b fatigued hepatocytes to biosynthesize and release of *de novo* plasma proteins into circulation upon replacing a substantial volume of patients' serum with a synthetic analogue? and (II) industrial preparations of synthetic plasma and the viability of displacing plasma in end-stage HCV-4b patients with synthetic plasma-fluid enriched with matching red blood cells of aseptic individuals together with the minimal range of monomeric amino acids, carbohydrates, and low-molecular-weight unsaturated fatty acids necessary for the hepatic intracellular machinery to biosynthesize plasma and intracellular proteins.

The social imperative: This particular topic was discussed in some details in an earlier issue of this scientific media [7]. Briefly, over and above HBV, HCV, *HBP* and other pathogens plaguing the destitute Egyptians, all indications are characterizing a resigned population heavily burdened by deeply rooted scars of psychological abuse and afflictions as of March – September 641 AD. The pointer is the ≥3:1 ratio of females to males in the ≤10y group, which could be rationalized in terms of the heavily polluted environment and psychological load are yielding frail and low counts of male sperms. One of the immediate impacts of this phenomenon in a typically male-oriented milieu is a paradisiacal support to the advocates of polygamy. This outcome is already fermenting social havoc emanating from two abundant and contradictory mass media pursuits: (a) narcissistic male sermons advocating the inferiority females, thus anointing women as the entity to men's whim, and (b) copious pornography on free satellite channels in a country clothed in resolute piety of dogmatic fundamentalism. Our observations are supported by recent reports suggesting poverty and the decline of morals and values, among other factors, as causative to the increase in rates of violence against women [43,44]. Over 500 cases of sexual harassment, 19 murders of women, 8 cases of rape, frighteningly high rates of kidnappings, and suicides of females were emphasized in terms of psychological violence that is no less severe than physical violence.

In Alexandria, (i) we witnessed a leading gynecologist dealing with a case of a traumatized 3 y female raped by a 35 y male, first cousin to the mother; (ii) a homeless person picked and married a 10 y female (*Al-Masry Al-Youm*, September 29, 2006) (iii) a kidnapped 4 y female child was sexually assaulted by the janitor (*Al-Masry Al-Youm*, June 11, 2007) (iv) a gang of 4 sexually assaulted a female and 7 homeless male children (*Al Messa*, April 6, 2007) (v) Ibrahim Salama Hamad, Ibrahim Muslim Ayad, Hatem Mahmoud, and Muhammad Salama were charged of beating Youssef and sexually mating with his fiancée (*Al Messa*, March 1, 2007) (vi) Muhammad Mustafa el Sayied, an addict who used to attain his satisfaction while masturbating by touching and injuring females with a sharp blade (*Al Gomhuria*, March 1, 2009), etc. Although the reported figures are high, the actual numbers are much greater, as many cases go unreported as victims' dread of anticipated disgrace. Most recently, George Fathy was murdered and his corpse was mutilated, knifed and disfigured by electrocution, on the account of his unorthodox sexual behavior. George's brutal murder was interpreted as a conspicuous manifestation of the sectarian feud in Alexandria. *We read it differently; it is a general malaise in societal comprehension of the genesis of different attitudes.* For the same reason; two years earlier to George Fathy's execution, a gang clothed as dogmatically devout characters murdered one of them, i.e., a believer! There were many early indications to George's homosexuality; the learned hosted him

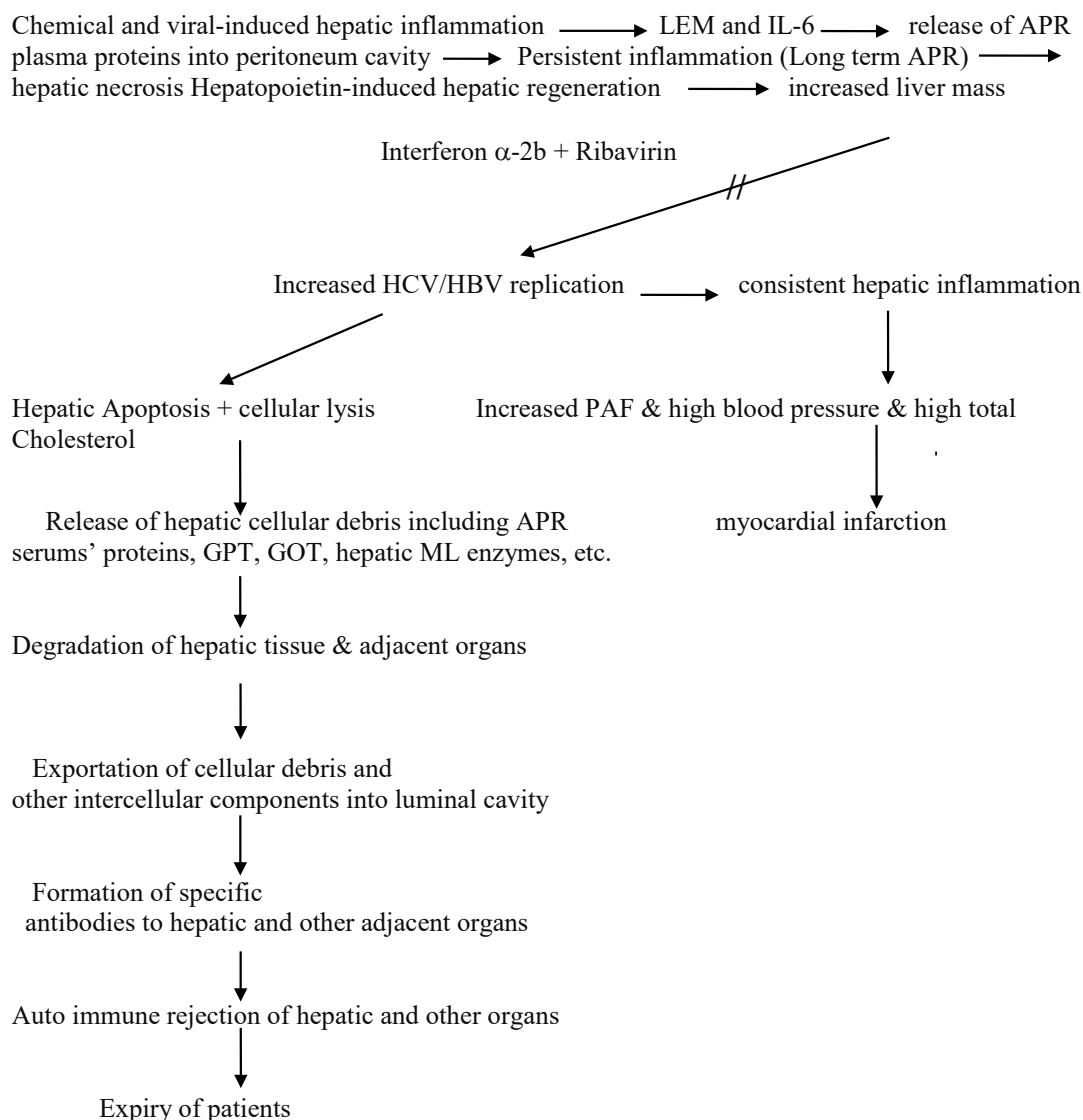


Figure 11. Flow diagram

for psychological sessions to ameliorate his tendency, if possible at all. However, the Samaritan quest was frustrated according to the opposing and unyielding religious dictates which heightened the deterioration of his psyche and prompted the evasion of his person as a sinful leper by peers. Thus, he was driven closer to males to satisfy his erotic fantasies and compassion. Sadly, his last random attempt aimed at persuading masculine figures, naturally outside his community, for sexual favor was denied and regrettably turned ugly as he was savagely slaughtered and electrocuted. In a society whose conscience is raped by ignoramus fundamentalists, the dogmatically comatose populace fails to grasp, or may be unwilling to understand, the possibilities of genetic aberrations and intoxications are primarily settling humans' description of sexual orientation. Instinctively, their frustration of the hardships of daily life are channeled into the Omnipotent decreed atrocities of street justice to settle innately different behavior, viz., the wild orgy of massive hog slaughter in Cairo. As pollution-induced infertility may conceive the specificity of sexual preferences, other factors such as differences in the brains of homosexuals, hormonal indistinctness and early familial or intra-abuse of children may account for the observed un-orthodox behavioral and sexual leanings. However, a leading theologian unaware

of above said factors credibly precipitating given sexual orientations decreed the following notion: **gay marriage was one of the several threats to the traditional family, which undermines "the future of humanity itself."** Thus, consequences of the threat to civilization, viz., pollution, societal injustice, bifurcation of a population of the same and one nation according to religious orientation, low-grade education plagued with dogmatic militancy, rampant ignorance, and failure of secular institutions, were dwarfed into the righteous preferences of hormonal activity. According to our observations, in the absence of female experimental animals, mature male rats or rabbits were inclined to mate with weaker males especially when crowded, e.g., 9-12 male animals per cage.

The homeless dwelling into gravely polluted ghettos, e.g., air, potable water, basic food ingredients, etc., would most likely precipitate low counts and partial immobility of male sperms, may account for the ≥ 3 ratio of female/male of $\leq 10y$ group. That is, imbalanced reproduction of the two genders vis-à-vis the statistically accepted distribution in healthy societies. The immediate social impact of this radically crooked proportion, together with a lack of early sex education, has increased

tendencies of inadequate and incest intimacy. This is anticipated to ferment grievous social ills including the evolution of *de novo* subtypes of venereal disease, crimes of passion, and DNA-organic aberrations. The probabilities of shuttling this array of societal ills to environments at close distance are on the rise, indeed.

It is our contention; collectively: societal resentment, characterization and chiefly dogmatic neurosis have impelled the disadvantaged of *ul Makkaber* ghetto to establish psychological and other protective barriers to maintain the arrangements and boundaries of their cluster pregnant with all of its dark corners as impenetrable as possible to outside interference. Inevitably, their enclaves are turned into fertile crucibles mainly incubating the consequences of societal labeling, poverty, deprivation of their natural rights of quality life, medical attention and education; to yield second generation mutated bacterial and viral pathogens, psychological irregularities parallel to radical dogmatic anomalies.

Considering, the unfortunate axis of prevailing illiteracy together with the chronic intellectual bankruptcy and aridity of innovative secular thoughts of the so-called educated "*university professors, judges, etc.*"; we are hypothesizing; digestion of *ul Makkabers'* milieu, briefly portrayed above, would yield radical mental-cirrhosis and desperate acts of (i) dogmatic intolerance and narcissistic female mutilations. These are convenient avenues to dilute personal intellectual ruins and organic male impotency. Thus reflecting characteristic egotistical violence associated with typical fear of minorities and female sexuality respectively, and (ii) resentment of the unavailable medical management, which prompted the entertainment to medicate malignancy, HCV-4b, HIV, etc. According to newspapers' advertisements, expensive camel urine is abundantly available in well-established camel farms near Alexandria and other spots by the Mediterranean shore. Considering the following pivotal factors is of primary consideration:

- I. Although some occupants of these enclaves are masqueraded in radical devoutness, the prevailing psychological aberrations, together with illiteracy-induced low self-esteem, have contributed to sporadic cases of incest. These anomalies became the norm of daily news; viz., a 24-y male slaughtered his brother for having sex with sisters and mother (*Al-Masry Al-Youm*, June 14, 2008). Master social workers and psychiatrists should tackle this particular dilemma and unravel its core.
- II. within this segment of downgraded populace, it is deemed inevitable to inquire into the percentage of yearly born children to incest-mating to the total newly born as of 1952 to 2018? These percentages will reflect an urgent pointer to the statistical trend of incest in terms of its physical significance to the ***societal turmoil and unceasing portrayal of a Quixotic threat to the integrity of the nation (Figure 5)?*** Principally, relating the phenomenon of incest mating to societal upheavals of the last century may yield pertinent data to the current mental fixation to the Omnipotent. Many events as of 1900 deserve intensive analysis, viz., societal agitations which preceded the secular 1919 revolution, Gertrude Bell and T.E. Lawrence synthesis of Wahhabism and creating nations with new boundaries out of the nomadic tribes thus triggering the pre-1952's eclipse of secularism, US sponsored 1952 Wahhabi-coup, the rise of militant dogmatism post the 1956 and 1967 wars, the Hollywood melodrama of the 1973 Ramadan war, US sponsored dwarfing of the 2011 upheaval (Figure 12), and the exportation of zealotries to Europe and the USA, Cultural Revolution 2013 and the reluctant initiation of Egyptianism. Thus the ultimate defeat of the midget-Lawrence of Arabia's Arab Spring. That is, the optimization of dogmatic irrationality and harsh economics concluded

the withdrawal of the predominant-male-figure into sexual cannibalism of near and own family members to vent accumulated and twisted discontents. Together with the crazy-glued tendency to cheat and opt for denial "as their anomaly is a necessity to the hardships of stepping into the Correct Path". Most absurd is the dogmatic edict: "even if it is for the purpose of cooking, it is haram for females to handle cucumbers and eggplants". It is noted; male offenders, supported by tailored dogmatic interpretations of the pious ancestors, would extrapolate the related sex oration to their advantage. Specifically: "in dire condition; jihad-mating is lawful and should harsh circumstance does not avail females; a mother, sister and/ or a male are acceptable objects to quench sexual desires of the believers". The urgent obligatory task is two-folds (I) the psychological rehabilitation, if possible at all, of the oil \$-driven preaching clerics and intensive re-education and counselling to laypersons and female victims and (II) absolute disregard to the news media flashy bombasts pertaining to the intracontinental round-table discussions of religious authorities of different pools advocating brotherly love, coexistence and cooperation while spearing and physically mutilating, at distant locations, those who may dare to differ with their outlook to the Omnipotent.

- III. allotted to filthy and life-threatening conditions, young females are obliged to terminate their pregnancies; incest mating, by filthy and unskilled midwives, thus facilitating transport of pathogens in-between individuals and viral and bacterial mutation to *second-generation* subtypes resistant to known medications.

Alas, an anti-thesis of a prevailing set of cultural backwardness and attitudes that is dominantly dormant within the psyche of the illiterate "toil and run like a wild beast, you will only attain what is decreed" is compromising the efficiency of so-called social workers to tackle this range of menacing predicaments. To minimize accountabilities and have the peace of mind as ***all events are bound to materialize at predetermined times as all are meticulously prescribed by the Supreme divinity***, the dogmatically-literate social workers opted to ignore these particular dilemmas, (I) - (III), altogether. That is not surprising, in a similar situation of societal volatility and communal decline and in desperation to attain an innate spiritual quest, ancient ancestors cynically manipulated their Deities. A 4,000 y Theban script described impoverished Ancient Egyptians cheating their Gods by offering Them a sacrifice of geese in lieu of well-fed oxen. However, ancient clerics were portrayed as well-fed individuals with unduly protruding abdomens!

In the ruin of morals, as of the 1952 coup, poverty and mental bankruptcy hatched the very many fat cats which irreversibly have ruined the fabric of the nation. The following occurrences are the precipitates of 59 y of narcissistic-dogmatism and corruption:

(a) Some individuals, heavily burdened by poverty, are driven into unhygienic routes to achieve facile richness. For example, catfish is cultured in germ-infested sewage, feeding on manure, rats, lizards, cockroaches and polluted with a wide spectrum of environmental toxins until it weighs ~12 kg. These 12 Kg-sewage catfish are minced to feed cultured shrimp. Thus, mad-shrimp disease à la mad cow disease and other ailments are expected to flourish among tourists, i.e., the very few who can afford expensive shrimp meals at expensive restaurants and luxurious hotels.

(b) According to medical reporting, treatment of HCV-4b patients with a combination of pegylated interferon α -2b and ribavirin is associated with low response rates and high incidence of side effects. Proper medical protocols dictate clinical, biochemical and histological inquiry to establish individuals' response to pegylated interferon α -2b and ribavirin treatment should precede medical prescriptions.



Figure 12. The expensive bill which the US tax payers must content with to dwarf and demote the uprising of the Egyptians in favor of the militaristic dogmatism of **Obama's Arab Spring**. Portraits (A) A homeless relaxing the worn out feet post a long day marching against whatever left of an army vehicle; Portrait (B) the surreal support of Obama to his **army of the Arab Spring** at Tahrir Square 2011; for breakfast, a homeless while chewing on a Baguette, he is offered a toasted bagel; Portrait (C) a homeless' afternoon siesta at Tahrir Square; and Portrait (D) a busy homeless mom with two children is collecting the bounty

This is an essentiality as the pegylated interferon α -2b and ribavirin treatment is physically and financially demanding. Within a societal milieu that is impregnated with corruption, both in state and private hospitals, HCV patients are abused by the greed-driven MDs. It is well documented that $\geq 80\%$ of HCV-positive Egyptians are in contact with subtype 4b; however, the price-inflated interferon and ribavirin are uselessly administered on weekly bases to elderly patients with late-stage HCV liver cirrhosis for more than a year, without prior diagnostic confirmation of the efficacy of the treatment. To salvage Egyptians in contract with HCV-I, local MDs ought to entertain: the reported promising results for complementing the HCV-medical recipe with protease inhibitor telaprevir or boceprevir is limited to management of HCV-1.

Most irresponsible is the very same privately owned hospitals with the lowest possible grades in sanitation, staggering high rates of patients' death and failure of (I) so-called specialists to manage HCV-4b patients and (II) pediatrics to recognize and adequately manage cases of newly born with meningitis, are entertaining the introduction of liver transplants to surgically manage HCV cirrhosis. Assuming the availability of a well-trained team of microsurgeons, qualified nurses, acceptable sanitary intensive care wards, etc., the net result is that: **this option is an absolute ridicule**. If liver transplant is entertained as an option to the management of HCV-4b patients, in view of the pathologically consumed cadaveric livers, it would imply the ridicule of sacrificing $\sim 25\%$ of the healthy Egyptian populace to avail on the spot sanitary excision of their livers! Most likely, this venture is tailored

to suit the welfare of the few wealthy nomads with end-stage cirrhotic livers on a sex tour of Egypt (*Ad-Dustour*, June 15, 2008). At best, healthy livers would be purchased from the destitute with \$1,000–2,000 or involuntarily harvested (*Ad-Dustour*, May 13, 2008). An example of the very many events is best illustrated in <http://ipsnews.net/news.asp?idnews=47738>:

CAIRO, Jul 21, 2009 (IPS)—Karim borrowed money to expand his bakery. When the money ran out and the business became sour, he failed to pay his debts; accordingly he faced the prospect of imprisonment. The only option left for the 36-year-old Egyptian baker is to sell his kidney. According to same reporting, the absence of legislation regulating human organ transplants has made Egypt an international “hotspot” for kidney trafficking. Up to 95 percent of the 3,000 legal kidney transplants per year, and hundreds of illegal ones, involve a commercial transaction.

A kidney can be purchased for as low as US\$15,000 on Cairo’s black market. The donor would receive about \$2,500, and the rest are assumed cover expenses of hospitals, laboratories and agents. A Washington-based NGO, Coalition for Organ-Failure Solutions (COFS), toiling to end organ trafficking, revealed an alarming trend; mainly, the destitute Egyptians are driven to sell their organs to the oil-rich nomads. Donors unaware of the expected risks are manipulated into taking diagnostic evaluations at hospitals and private labs. The results are used to match donors with a list of wealthy nomads. Forged documents are elicited to circumvent the government ban on organ donation to unrelated or non-Egyptian recipients. In a nation whose soul is rapped by militant dogmatism, an ignoramus top cleric added the most absurd motif to the issue of organ-transplant. Thus, he described liver grafting as a trespass against the inclinations of the Almighty. Although human organs are a gift from Him to humans, they remain His property. Thus, under no circumstance do humans have the dominance over their organs, including donation for transplantation into a needy recipient. On another juncture, in a provoking religious preaching, he claimed further: organ transplant is a forbidden medical procedure as it wrecks the prearranged expiry of the patient to encounter his Creator [20-23]. Paradoxically, the same very top cleric did not object to receiving to quality intensive medical care including massive blood transfusion in the UK which added some years to his life. Unable to reconcile himself to the Western scientific advancement, he notoriously preached: **Allah created them (the dhimmis) to serve us, the believers!** Similarly, another cleric viewed artificial insemination of a female married to an impotent male as a sin, i.e., a forbidden fornication. That is interesting; indeed, ladies married to impotent males and pursuing insemination to satisfy their natural urge of motherhood are categorized sinful [a possible fornication with glass test tubes and petri dishes]? In effect artificial insemination became a black-market lucrative trade. Sensibly, it would have been more appropriate if the cleric judiciously debated the long range unforeseen consequences of uncontrolled insemination of many females with same semen sample. Say, the genetic upshots of coincidental marriages of products of same semen samples fertilizing several females? A strict procedures (I) discard a semen sample once used and (II) considering 5 minutes’ worth grossing lucrative sum of monies, corresponding semen donors (usually the unemployed) should be tagged to circumvent further donations to different centers, is more efficient than ethical preaching to the intellectually disadvantaged peers. It is endless counts of surrealism, most recently, the head of the Egyptian medical union restricted organ transplant to a dogmatically compatible donor and recipient [20-23]. As ridiculous as it does sound: are organs aware of their tissue’s religious inclination? These taboos would turn organ donation into a lucrative behind-the-scene trafficking where brokers lurk in the coffee shops of Cairo slums, targeting the

dispossessed. Considering the invasive nature of the procedure, it is tiresome to entertain the transplantation of livers’ portions as it would pose a threat to the lives of both the recipient and the donor. Considering, the scandalously filthy and failing sanitary standards of Egyptian hospitals in remote villages and Upper Egypt, the option of liver dialysis should be pondered with extreme circumspection.

Considering, faulty sanitations and filthy Egyptian kidney dialysis wards, in private and general hospitals, which promoted exponential multi infections with, HCV, mutant bacterial and viral insults, **it is safe to propose a viable alternative to the management of HCV-4b patients. That is our suggestion of sustaining HCV-4b carriers on metabolically stress-reduced partially hydrolyzed vegetarian diets together with the periodical non-invasive infusion of circulation with synthetic-serum post withdrawal of same volume of plasma.**

(c) In early 2009, and in fear of H1N1, the population went into a brutal dogmatic passion of killing hogs. This radical anomaly may be rationalized as an antithesis to the rudimentary conceptualization of “the God gene.” That is, genes are hardwiring the pious inclinations of humans to God, accordingly setting the modality of daily life. Thus, the manifestation of the God gene and its reorganization into different factions of a tribe is the yield of several factors. Most likely these contributing factors are; education, the cultural milieu, neurobiological, psychological, behavioral and environmental-induced genetic aberrations. It is unavoidable: the environmental factors pertaining to the unequal distribution of extracted wealth together with the aridness of natural resources has specifically tailored a heritable God gene VMAT2, accordingly. Thus, extrapolation of the same chain of organic evolutionary thoughts to the God gene yields interesting theologies pertaining to the evolution and devolution of Aten’s monotheism [5-7].

Conclusion

The conceptualization of a “just society” as specified by **PE Trudeau** is chronically peculiar at both the Egyptian national and local levels. Alas, the societal temper manipulated as of 1952 coup is happily yielding to the intentionally evoked dogmatic mobocracy οχλοκρατία (Figure 13). Measures to reverse this trend are not expected to materialize in the immediate or the very distant future, if at all. We are assuming the psychological vehicle of refuge for the poverty-stricken populace is excavates of dogmatic hallucinations on more than one highway to the Omnipotent to vent their vulnerabilities with the least expenditure of significant toil. Although these highways are more than 1000s worn-out constructions, it was recently asphalted to parallel specific thoughts. Therefore, **a multidisciplinary international preventive scheme embracing biomedical, psychological, and educational approach is deemed essential to resolve the current HCV-4b genocide at its source and to salvage the prime cradle of civilization, Egypt. This option will not only relieve the plight of the dispossessed Egyptians but will also avert the possibility of exporting mutated viral and bacterial diseases to Europe, Russia and to North America.**

As much as Ugandan children developed Kaposi’s sarcoma at the late stages of HIV, it is worthwhile to monitor Egyptian homeless in a long-term contract with HCV-4b for possible development of specific tumors and beyond HCV-4b *de novo* mutants. The axis of dire medical care of a society, whose fabric is soaked with radical dogmatism and is void of righteous consciousness, democracy, and liberalism while dogma-induced cerebral-cirrhosis is coercing the intellectual pillars into silence, has already set the evolutionary-genocide tunes for Egypt, a 7,000-year-old nation. By all means, the prospect is bleak, if they have any, not only the destitute Egyptians, but for all the Egyptians.



Figure 13. On the account of his chronic and irreversible poverty, the individual above is characterized as an outcast, however, displayed a rare understanding to the exhaustion of his donkey

The pertinent question is pertaining to the wisdom of applying top-of-the-art scientific dialectics to societies whose occupants are disemboweled of reason and ready to lynch whoever utters a rational critique of the sayings of the ancestors. *Most ludicrous was the feverish inquisition among the Egyptians: although he is a dhimmi, is Dr. Magdi Habib Yacoub is destined to heavens in the afterlife on the account of his affording free medical care to the dispossessed with cardiac ailments?*

It is safe to theorize that financial support of the nomads to ensure the flow of crude oil would potentiate both poverty and the erosion of the middle and the working classes. Equally, evoking the lust for consumerism among the disadvantaged would ultimately lead to the degradation of ethics, families' cohesion, and demotion of the ethical weights of life. Thus, risks of breeding *de novo* lethal bacterial and viral genotypes are multiplied. With the facile transportation, abundant demand for cheap labor in Europe and London's, New York's and Las Vegas' night life for dons of oil, these *de novo* mutants are easily exported into Europe and North America. This is supported by the reported statistical incidence of HCV in Germany, UK, France, and Italy in comparison to Monaco, Sweden, and Denmark. These statistics point to Middle Eastern and African immigrant workers as the carriers <www.rightdiagnosis.com/h/hepatitis_c/stats-country.htm#extrapwarning>. That is, financial gains made by the multinationals are temporary and short-lived as they are counterbalanced by exposing the health of the populace to risks of contracting mutants resistant to known medications. In response, pharmaceuticals will provide consumers with speedily tested medications without an in-depth search into its side effects; e.g., the incident of antidepressant intake during pregnancy which provoked risks of autism in newly born infants. **Possible apoptosis of the human race?** According to Jules Levin, HCV is associated with a lower quality of life and increased loss of work productivity, and depletion of health care resources among the adult EU population. These conclusions parallel previous studies conducted using the US and Japan NHWS databases <www.natap.org/2011/EASL/EASL_110.htm>. *In this context, it is indeed perplexing and Iscariot-like to have the media attention drawn to the side effects of first-and secondhand smoking while ignoring the dilemma of spelling rubbish and crude oil into oceanic resources and the firsthand inhaling of air permanently polluted by*

car and industrial exhaust [14].

The computer doctor: Above is a vivid elaboration on the corollary of said plagues of corrupt societal principles impregnated with hatred, educational bias, cultural failure, academic and professionally bankrupt MDs in terms of current inefficient, however expensive medical care in filthy general hospitals. This is the most suitable milieu for the dogmatic hallucination to flourish, viz., barber doctors performing surgical mutilation of females and prescribing camel's urine, as per a pious elder's recipe, to cure HCV-4b, HIV and malignancies, poor communication with the technical revolution and advanced methodologies in medicine, radical poverty of laypersons. **Thus, peaceful intervention of Western medical might is an urgent inevitability.** Together with well-known Canadian MDs specialized in handling a wide spectrum of toxin-induced male impotency, hepatic and kidney insufficiencies, tropical bacterial and viral diseases, etc., we are initiating the concept of the **Computer Doctors**. That is, diagnostic data pertaining to appropriate body fluids of the destitute will be fed into computers with special software to itemize the genes and parameters of maladies according to the tailored database. Furthermore, *à la* Bill Gates' toil to eradicate diseases in India and Afghanistan, it is more realistic if scientists from their corners of comfort in basic research laboratories would tackle the genes of the many toxicological and medical threats plaguing the underdeveloped world before it is too late. *The latest news of an Environmental Engineer, with a focus on vehicle emission and climatic changes, Claudia Sheinbaum Pardo's election to the post of a mayor in Mexico is encouraging, indeed.*

Sildenafil?

Considering the radically biased distribution of wealth, regardless of the societal-status, collectively Egyptians aged 15-65 y became addict to sildenafil. Thus, this drug is one of the most consumed commodities in Egypt. Not only males but also females are addicted to this chemical, especially it is portrayed as an essential necessity to intensify their perception of Western modern sensual life and healthy affiliation [45-51]. Stress and toxin-induced male impotence together with fear of female sexuality provoked a chronic addiction to sildenafil among the Egyptians void of orgasm. Hence, an animal model was developed to inquire into mechanisms of inhibition of libidinousness in sildenafil-

addicted animals in terms of hepatic APR and behavioral irregularities. According to our data and interpretations therefrom, addiction to sildenafil has shown plenty of negative consequences. Thus, the urgent topic of sildenafil should be brought under tight medical supervision together with free-exhaustive psychological counselling to subjects of SD syndrome. As authors are tuned to preventive measures *vis-à-vis* medical managements of side effects, it is our contention: to counter societal dilemmas emanating from male-sexual dysfunction, we are suggesting stern government's tackling of the primary causative factors. That is absolute ban on procedures of fish feminization, growth-hormone booster to poultry and animals and strict control of sale of pesticides and herbicides. Therefore, it is most appropriate to debate the toxicity of sildenafil in a separate presentation within the schema of the societal-medical decline of modern Egypt. Below, we are concisely elaborating on sildenafil-Induced hepatic APR.

Sildenafil-induced APR model

Daily administration of a single oral dose of sildenafil to male and/ or female rabbits, 30 mg Kg⁻¹ at 8:00 am, evoked an orthodox inflammatory APR to drug and/ or metabolites-induced hepatic necrosis. On day 2, male rabbits showed obvious arousal, hardening of the penis, and on the 5th day, virtually 20% of the heavier individuals became aggressively dominant and cruelly attempted mating with less weight animals. Less weight rabbits turned into sexually passive males. In the male rabbit model, 1st day post administration of a single dose, relative concentrations of pre-Alb, Alb, and TF decreased by 19, 12, and 9, while Ag, At, Hp, and C3 + C3c increased by 36, 26, 29 and 14%, respectively. It is noteworthy, on the 9th day of the experiment, except for At, identified APR proteins regressed almost to levels of aseptic controls. Elevated concentration of At is hypothesized as pivotal to the catabolism of excessive cellular debris, muscular and various intracellular proteins and glycoproteins to provide hepatic and other cellular compartments with monomeric carbohydrates and amino acids necessary for the regeneration and amelioration of sildenafil-induced cellular damage. Increased levels of ALT and AST were observed to last for the duration of the experiment, which is indicative of hepatocellular necrosis. On the other hand, synthetic addiction to sildenafil manifested an APR typical of a hepatic tissue plagued by multi-inflammatory stimuli. Under the current set of coerced addiction to sildenafil, combined neurotic, cardiac, testicular, etc., lesions evoked a mute APR as of the 3rd day of the experiment together with unyielding high concentrations of serums' ALT and AST until the 30th day of the experiment or the expiry of animals.

In streptozotocin-induced diabetes in rabbits, relative concentration of pre-Alb, Alb, TF, Ag, At, Hp, and C3 +C3c decreased 72, 23, 35, 16, 7, 22, and 35% respectively *vis-à-vis* healthy controls. Even though diabetes promotes vascular dysfunction, hypertension, and deranged hepatic mechanisms in experimental animals, addiction to sildenafil induced a particular profile of inflammatory APR. Contrary to the orthodox inflammatory response, diabetic male rabbits addicted to sildenafil showed a moderate 2nd-day elevation in concentrations of the above-said APR proteins to -37, -9, 15, 10, -3, -6, and -23% respectively. Most likely, this increase in the percentage of APR proteins is a conceivable biological avenue to deplete excess glucose in circulation *via* the biosynthesis and the release-elevated concentrations of APR glycoproteins necessary to initiate and maintain cellular recovery post injurious provocations. Nonetheless, on the 15th day, the relative concentrations of APR proteins decreased to parallel percentages of diabetic animal control, ND, -24, -22, -18, -9, -11, and -23 respectively. This may suggest deterioration in the organic function of the fatigued hepatocytes to withstand maintaining its biological tasks, thus, ushering

the early expiry of the animal model. In symphony, accumulation of PF exudate in the diabetic animal model may point acute hepatic inflammation and necrosis-induced by addiction to sildenafil. The fragility of this animal model suggests extreme care should be exercised when prescribing sildenafil to diabetic patients. On the other hand, the spectrum of APR of cobra-intoxicated rabbits to sildenafil was typical of a hepatic response to multi-inflammatory stimuli. According to present data, in all models whenever possible to collect PF, CSF, and SF, all showed the same serum chemistry and inflammatory 2D-IEP spectrum parallel to that of corresponding serum proteins.

According to the accepted theorem, the mechanism of male erection is contradicted by the PDE5-catalyzed degradation of cGMP. As sildenafil inhibits PDE5, enhancement of erection is anticipated, a hypothetical potential energy diagram (Figure 14), may approximate the present observation in the animal model. As in any chemical process, it is safe to theorize that both cGMP and PDE5 are in circulatory equilibrium at different proportions, i.e., rate-limiting the duration of erection; subject to whichever of the two chemicals is in abundance. On attainment of ejaculation, PDE5 increases, leading to degradation of cGMP and termination of erection so that the corresponding transition-state energy of the sexual drive assumes the ground state. Inhibition of PDE5 upon intake of sildenafil precipitates smooth muscle relaxation, but not necessarily ejaculation, which obliges continual availability of energy of activation ΔE_2 (presentation 3). Thus, it is safe to assume: sildenafil has routed most of animals' general pool of energy responsible for sustaining other biological functions into its sex-instinctual compartment. The most possible route is muscular degradation and lipolysis of adipose tissue leading to the observed muscle wasting and weight loss in the animals' model. Excessive waste of skeletal muscle was inevitable to account for elevated free serum glucose and reduced cholesterol 1.5- and 0.4-fold *versus* healthy controls, respectively. On the 15th day of the experiment, while exposed to the physical aggression of dominant male rabbits, ~35% and ~7% of passive males showed unilateral and total atrophy of the testis, respectively. On the other hand, female rabbits receiving sildenafil continued to gain weight.

For the survival of sildenafil-addicted animals, it is logical to assume that the biological order had to regain stability of the ground state, thus demoting the transitional-state sexual energy *via* tunnelling

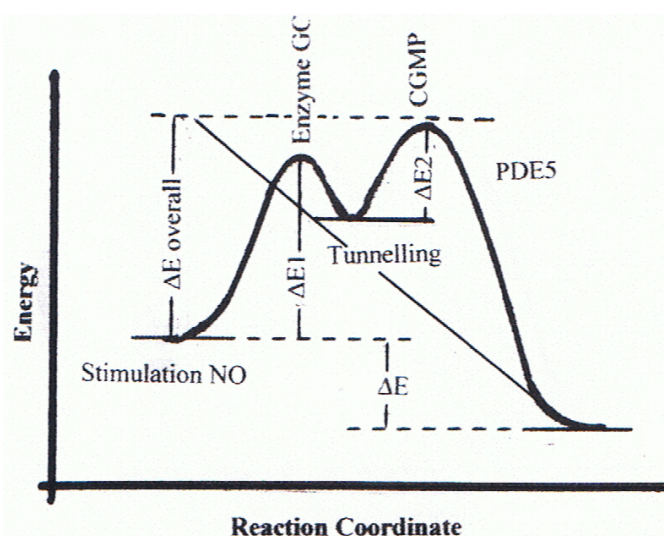


Figure 14. Sildenafil, a hypothetical potential energy diagram

into neurosis and/or behavioral aggression targeting the passive male. A ~7-10% of dominant male rabbits who failed this mechanism continued to gain weight to expire 7 ± 2 days prior to the termination of the experiment. Passive male rabbits showed serum chemistry similar to that of sildenafil-addicted female rabbits, manifesting a typical multi-inflammatory hepatic APR due to wounds, e.g., stress inflicted by dominant rabbits and possibly cardiac irregularities initiated by addiction to sildenafil. Histology of heart muscle and hepatic tissue of passive male rabbits showed severe degenerative-necrotic fibers and critical fatty accumulations in hepatocytes together with necro-inflammatory foci respectively. At early stages, 10-15 days, of forced addiction to sildenafil, histology documented that hepatic tissue was in a regenerative path, that is, hepatocytes with two nuclei. This is indicative of a typical hepatic regeneration in response to necrosis-induced by forced addiction of animals to sildenafil.

Final analysis

(I) It is safe to assume that we are living in the age of many contradictory and/or conflicting drug interactions with many animal organs of different functionalities; that is, chemicals developed for managements of specific ailments could be favorably applied to contain other pathologies. In this milieu, considering (a) sildenafil displayed a general smooth muscle relaxation, thus precipitating a long-term inflow of blood within the smooth muscle and (b) mechanisms involving inflammatory mediation of LEM and interleukins were postulated to account for the release of ascetic fluids into the peritoneal cavity of cholera-intoxicated aseptic and diabetic rat models, it is a logical anticipation to assume oral intake of sildenafil may facilitate accumulation of ascetic fluids in certain events of intoxication. Our preliminary observations suggest that sildenafil ~30%-enhanced the extra inflow of ascetic fluids embracing APR proteins in male rabbits intoxicated with cobra venom (0.1 mg Kg^{-1} body weight). Therefore, we are suggesting that under specific conditions of administration, the basic biological functionality of sildenafil may warrant its efficacy as an anti-inflammatory agent to certain insults. This assumption must be elaborated on by detailed and intensive basic research,

(II) We elaborated in some details on the wisdom of applying top of the art of medical advances to societies whose nationals are living in a contemporary dark age and who gladly victimized themselves to the saying of the ancestors. To makes things worse, according to the sermons of the supreme religious council: lay-individuals should distance themselves from the Satanic Western advances in medicine. Ancient Egypt substantially contributed to the development of Western civilization **as Egyptians are in all of us**. At this critical junction of time marked by the developments of GMOs, brains' interlaced internet and transhumanism, by pharmaceutical multinationals and the military-industrial complex, it is tempting to restore the coordinates of the first civilization to its immaculate past. Concomitantly, shunting the main artery pairing psychological aberrations and mutant 2nd generation pathogens to peaceful management. **We are confident pillars of the weight JF Kennedy, RF Kennedy, PE Trudeau, R Levesque, ML King and M Gandhi would be most open to our quest. Thus, an international task force with a multidisciplinary agenda is an urgent one to untie the current medical disasters and other driving force which fragmented the social fabric of the Egyptian society according to dogmatism and inequitable social distribution of wealth.**

At the moment, the Westerners are absorbed with an urgent ethical issue, the "Right-to-Try". In effect, the political-pharmaceuticals axis is taking advantage of the yearning of the mentally incapable and terminally ill elderly and incapacitated children, all with limited

finances and educational cognizance to succumb to the well-publicized "unconventional life-saving trials. As these trials precede FDA's approval of the suggested medical recipe, as a legal cover up to the expected negative consequences, a bill denoted the "right-to-try" was proposed. The bills' main theme is no more or less than a legal cover-up ultimately dissociating of the pharmaceutical conglomerate of any possible wrong doing to the charge-free volunteers; **Human Guinea Pigs**. In lieu of a sober mental presentation, the bill was pronounced with all the typical melancholy pregnant with the never-ending rancid verbose, as of the 1950 Korean conflict, aimed at tackling the sentiments of "the freedom of choice" in the Lord's only bestowed democratic state. At the peak of his illiteracy, the intellectually-crippled *Maitre d'Hotel* is incognizant of the best practice of democracy could be traced to distant civilizations, e.g., dynasty/Herakleopolis 2160 – 2055 BC as in the episode of Khun-Anup, the "Eloquent Egyptian Farmer" prior to its institution in the 5th century as a state republic system $\delta\epsilon\mu\omicron\chi\rho\alpha\tau\iota\alpha$ by the Athenian Greeks and the Roman Emperor, Marcus Aurelius 161 – 180 AD. In brief, this bill allows terminally ill patients and children to enroll in drug treatment programs that are still in early clinical trials. That is experimentation of unknown quality toxic drugs on mentally impaired, old-aged and children laddered with a protracted terminal illness as charge-free human guinea pigs. We read this tragic and inhumane bill differently. To start with, the socioeconomic status embracing income, educational achievement and social security are individuals' prime factors deciding on opting for the guinea pig "freedom of choice". It is also plausible to assume poverty, racial and economic disparities and meager quality of life would prompt terminally ill individuals to the "last chance" lifesaving human guinea pigs trials. Thus, the homeless and economically disfavored characters would happily report to the bartender's newly established "**Auschwitz and Treblinka laboratories**" of the pharmaceutical multinationals. Knowing the societal rhythm as of the assassination of the Kennedys and ML King, one may hypothesize on the evolution of the "Right-to-Try" protocol. With great certainty, it would also include volunteers from friendly satellites and long-term prisoners, nonetheless sketched to laypersons as a humanitarian embrace to alien nationals and paying societal dues for committed crimes respectively. Regardless of the typical rancid ranting of the freedom of choice, this is a schizophrenic culture; indeed. i.e., *de-facto* oscillating in-between two irreconcilable extremes, namely; aborting nascent lives and the contradicting saving lives of the poverty stricken-medically uninsured. Considering, the trends of aborting nascent lives and experimentations on volunteered human guinea pigs as in the 23 million homeless in the USA with drugs of unknown quality, interesting conspiracy theories could be interlaced.

Worse is the anticipated deliberate GMOs-mass marking of a specific pool of humans' DNA with various shades of receptors susceptible to selective conjugation with a spectrum of plagues for the sole purpose of conquests. In this context, it is our contention the power to settle the current destabilizing issues that are prophesizing the final chapter of human civilization lies where it always has, not within offices of struggling corrupt political elements, but within the capable hands of organic chemists. It should be of interest should a humanitarian saint and a scholar of the weight of Pope Francis and Avram Naom Chomsky respectively would comment on this particular issue.

Acknowledgement

Authors are most grateful to the patience and support of the Chief-Editor.

References

1. Al Messa, March 12, 2005, March 1, 2007, April 6, 2007; Al-Gomhuria, March 1, 2009; Al-Masry Al- Youm, September 29, 2006; May 28–29, 2008.
2. Ad-Dustour, May 13 and June 15, 2008.
3. Rose al-Yousef, June 11, 2007.
4. Al-Masry Al-Youm, May 8, 2008.
5. Donohoe M (2003) Causes and health consequences of environmental degradation and social injustice. *Social Science and Medicine* 56: 573–587.
6. Malthus TR (1798) An essay on the principle of population. http://www.docstoc.com/docs/6104911/Malthusian_catastrophe.
7. Wassili JH, Baradaeus C (2017) The dispossessed of Egypt, Part I. Anatomy of hepatic-APR to environmental filth and VMA2T's variant-induced psychosis in aseptic rat models. *Res Rev Insights* 3: 1-8.
8. Risher JF, Mink FL, Stara JF (1987) The toxicologic effects of the carbamate insecticide aldicarb in mammals: A review. *Environ Health Perspect* 72: 267-281.
9. Meerdink GL (1989) Organophosphorus and carbamate insecticide poisoning in large animals. *Vet Clin North Am Food Anim Pract* 5: 375-389. [Crossref]
10. Neumann-Haefelin C, Blum HE, Chisari FV, Thimme R (2005) T cell response in Hepatitis C virus infection. *J Clin Virol* 32: 75–85. [Crossref]
11. D'Agata EMC, Webb GF, Horn MA, Moellering RC, Ruan S (2009) Modelling the invasion of community-acquired methicillin-resistant *Staphylococcus aureus* into the hospital setting. *Clin Infect Dis* 48: 274-284.
12. Hutin YJ, Goldstein ST, Varma JK, O'Dair JB, Mast EE, et al. (1999) An Outbreak of hospital-acquired hepatitis B virus infection among patients receiving chronic hemodialysis. *Infect Control Hosp Epidemiol* 20: 731-735. [Crossref]
13. Kouyoumjian SP, Chemaitelly H, Abu-Raddad L (2018) Characterizing hepatitis C virus epidemiology in Egypt: Systematic reviews, meta-analysis and meta-regressions. *Sci Rep* 8: 1-17. [Crossref]
14. Wassili JH, Baradaeus C (2018) The silent biological Hiroshima: GMOs-induced Darwinian devolution of human race. *Res Rev Insights* 4: 1-12.
15. Suh DJ, Jeong SH (2006) Current status of Hepatitis C virus infection in Korea. *Intervirology* 49: 70-75.
16. Budhu A, Wang XW (2006) The role of cytokines in hepatocellular carcinoma. *J Leukoc Biol* 80: 1197-1213.
17. Al-Maydan, April 25, 2007.
18. Edwards TM, Moore BC, Guillelte LJ Jr (2006) Reproductive dysgenesis in wildlife: A comparative view. *Int J Andrology* 29: 109–121.
19. Al-Masry Al-Youm, May 18, 2006, June 14, 2008 and Rosa Al-Yousef, June 11, 2007.
20. Genetic genealogy and the amish. thegeneticgenealogist.com.
21. Jehl D (1997) Rift in Egypt on organ transplants. *Archives The New York Times* May 21.
22. Albar M (2012) Organ transplant: A Sunni Islamic perspective. *Saudi J Kidney Diseases and Transplant* 23: 817-822.
23. Hamdy S (2010) The organ transplant in Egypt: a social anthropological analysis. *Droit et Cultures* 59: 357-365.
24. The WHO recommended classification of pesticides by hazard and guidelines to classification 2000-2002. www.inchem.org/documents/ehc/ehc/ehc64.htm.
25. Prommano O, Chairisi U, Turner GD, Wilairatana P, Ferguson DJ, et al. (2005) A quantitative ultrastructural study of the liver and the spleen in fatal falciparum malaria. *Southeast Asian J Trop Med Public Health* 36: 1359-370.
26. Wilairatana P, Looareesuwan S, Charoenlarp P (1994) Liver profile changes and complications in jaundiced patients with falciparum malaria. *Trop Med Parasitol* 45: 298-330.
27. Neri A, Tadir Y, Grausbard G, Ovadia J, Braslavsky D (1986) *Enterobius* (Oxyuris) *vermicularis* of the pelvic peritoneum—a cause of infertility. *Euro J Obstetrics & Gynecol & Reproductive Biol* 23: 239-241.
28. Singh RK, McMahon AD, Patel H, Packard CJ, Rathbone BJ, et al. (2002) Prospective analysis of the association of infection with CagA bearing strains of *Helicobacter pylori* and coronary heart disease. *Heart* 88: 43-46.
29. Wald NJ, Law MR, Morris JK, Bagnall AM, (1997) *Helicobacter pylori* infection and mortality from ischaemic heart disease: Negative result from a large, prospective study. *British Medical Journal* 315: 1199-1201.
30. Black PH (2003) The inflammatory response is an integral part of the stress response: Implications for atherosclerosis, insulin resistance, Type-II diabetes and metabolic syndrome X. *Brain, Behavior and Immunity* 17: 350-364.
31. Black PH (2002) Stress and the inflammatory response: A review of neurogenic inflammation. *Brain, Behavior and Immunity* 16: 622–653.
32. Williams LM, Kemp AH, Felmingham K, Barton M, Olivieri G, et al. (2005) Trauma modulates amygdala and medial prefrontal responses to consciously attended fear. *Neuroimage* 29: 347-357.
33. Ray N, Berger C, Boyle S, Callan MJ, White M, et al. (2006) Lesbian, gay, bisexual and transgender youth: an epidemic of homelessness. National coalition for the homeless; 1-186.
34. Understanding the impact of trauma and urban poverty on family systems: Risks, resilience, and interventions. Family-Informed Trauma Treatment Centre, US Department of Health and Human Services (HHS), pp: 1-117.
35. Dawkins R (2006) *The God Delusion*, Bantam Books, UK.
36. Pfeifer S, Waelty U (1995) Psychopathology and religious commitment - A controlled study. *Psychopathology* 28: 70-77.
37. Rife J, Lester D (1997) Religiosity and psychological disturbance. *Psychological Reports* 81: 978-978.
38. Arnold K (2004) Homelessness, citizenship, and identity: The uncanniness of late modernity, State University of New York Press;
39. Neurobiology of aggression, and violence. *Am J Psychiatry* 165: 429-442.
40. Borovikova LV, Ivanova S, Zhang M, Yang H, Botchkina GI, et al. (2000). Vagus nerve stimulation attenuates the systemic inflammatory response to endotoxin. *Nature* 405: 458–462.
41. Libert C (2003) Inflammation: A nervous connection. *Nature* 421: 328-329.
42. Romanovsky AA, Almeida M, Aronoff DM, Ivanov AI, Konsman JP, et al. (2005), Fever and hypothermia in systemic inflammation: Recent discoveries and revisions. *Front Biosci* 10: 2193-2216. [Crossref]
43. “Biky Masr” May 6, 2012: Time line of sexual harassment in Egypt; *Al-Masri Al-Youm*, August 11, 2007, reported a 13-year-old Egyptian girl has died during an illegal operation to mutilate her genitalia.
44. Kulish NM (1991) The mental representation of the clitoris: The fear of female sexuality. *Psychoanalytic Inquiry* 11: 511–536.
45. Bachman GA, Phillips NA (1998) Sexual dysfunction, in chronic pelvic pain: An integrated approach. In: Steege JF, Metzger DA, WB Saunders, Philadelphia, pp: 77–90.
46. Lue TF (2001) Neurogenic erectile dysfunction. *Clinical Autonomic Research* 11: 285–294.
47. Penson DF, Latini DM, Lubeck DP, Wallace KL, Henning JM, et al. (2003) Do impotent men with diabetes have more severe erectile dysfunction and worse quality of life than the general population of impotent patients? Results from the Exploratory Comprehensive Evaluation of Erectile Dysfunction (EXCEED) database. *Diabetes Care* 26: 1093-1099. [Crossref]
48. Meston CM, Frohlich PF (2001) Update on female sexual function. *Current Opinion on Urology* 11: 603-609.
49. Singer ID (1998) Patients are talking about viagra. *Strategic Medicine* 2: 42–44.
50. Numberg HG, Lauriello J, Hensley PL, Parker LM, Keith SJ (1999) Sildenafil for sexual dysfunction in women taking antidepressants. *Am J Psychiatry* 156: 1664. [Crossref]
51. Angulo J Cuevas B, Bischoff E, Saenz de Tejada I (2003) Vardenafil enhances clitoral and vaginal blood flow responses to pelvic nerve stimulation in female dogs. *Intl J Impotence Research* 15: 137-141.

Copyright: ©2018 Wassili JH. This is an open-access article distributed under the terms of the Creative Commons Attribution License, which permits unrestricted use, distribution, and reproduction in any medium, provided the original author and source are credited.